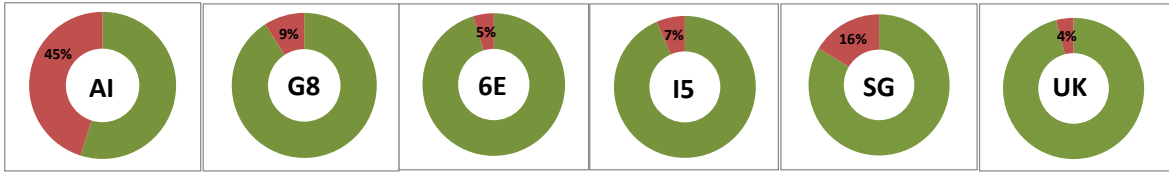


FEBRUARY 2020 DEPARTURES (0300 - 0900)

AIRLINES	TOTAL DEPARTURES	FLIGHTS ON TIME (STD + 15 min)	FLIGHTS DELAYED (STD + MORE THAN 15 Min)	% ON TIME	% DELAYED	NUMBER OF FLIGHTS DELAYED DUE TO										TOTAL DEPARTURES
						AIRLINES					AIRPORT		WEATHER		ATC	
						PASSENGER & BAGGAGE HANDLING (IATA CODES 11-18)	AIRCRAFT & RAMP HANDLING (IATA CODES 31-39)	TECHNICAL, AUTOMATED EQUIPMENT FAILURE (IATA CODES 41-48)	OPERATIONS, CREW (IATA CODES 61-69)	REACTIONARY REASONS (IATA CODES 91-96)	AIRPORT FACILITIES (IATA CODES 87,89)	AIRPORT SECURITY (IATA CODE 85)	DESTINATION AIRPORT BELOW MINIMA (IATA CODE 72)	DEPARTURE AERODROME BELOW MINIMA (IATA CODE 71)	ATFM (IATA CODES 81-84)	
AI	474	260	214	55%	45%	23.00	7.00	24.00	23.00	78.00	14.00	15.00	2.00	0.00	28.00	214
G8	319	290	29	91%	9%	0.00	0.00	0.00	0.00	15.00	0.00	0.00	0.00	0.00	14.00	29
6E	666	635	31	95%	5%	1.00	0.00	0.00	1.00	11.00	1.00	0.00	2.00	0.00	15.00	31
I5	92	86	6	93%	7%	0.00	0.00	0.00	0.00	4.00	0.00	0.00	0.00	0.00	2.00	6
SG	446	373	73	84%	16%	3.00	0.00	4.00	2.00	38.00	3.00	0.00	10.00	0.00	13.00	73
UK	277	266	11	96%	4%	0.00	0.00	0.00	0.00	5.00	1.00	0.00	0.00	0.00	5.00	11
2T	0	0	0	0%	0%	0.00	0.00	0.00	0.00	0.00	0.00	0.00	0.00	0.00	0.00	0
	2274	1910	364	84%	16%											



FEBRUARY 2020 ARRIVALS (0300 - 0900)

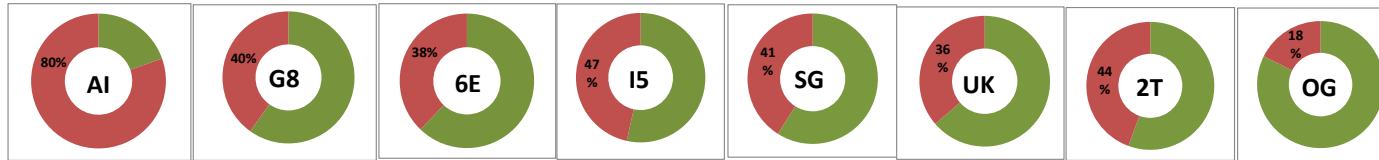
AIRLINES	TOTAL ARRIVALS	FLIGHTS ON TIME (STA + 15 min)	FLIGHTS DELAYED (STA + MORE THAN 15 Min)	% ON TIME	% DELAYED	NUMBER OF FLIGHTS DELAYED DUE TO										TOTAL ARRIVAL
						AIRLINES					AIRPORT		WEATHER		ATC	
						PASSENGER & BAGGAGE HANDLING (IATA CODES 11-18)	AIRCRAFT & RAMP HANDLING (IATA CODES 31-39)	TECHNICAL, AUTOMATED EQUIPMENT FAILURE (IATA CODES 41-48)	OPERATIONS, CREW (IATA CODES 61-69)	REACTIONARY REASONS (IATA CODES 91-96)	AIRPORT FACILITIES (IATA CODES 87,89)	AIRPORT SECURITY (IATA CODE 85)	DESTINATION AIRPORT BELOW MINIMA (IATA CODE 72)	DEPARTURE AERODROME BELOW MINIMA (IATA CODE 71)	ATFM (IATA CODES 81-84)	
AI	161	97	64	60%	40%	-	-	-	-	-	-	-	-	-	-	-
G8	145	132	13	91%	9%	-	-	-	-	-	-	-	-	-	-	-
6E	579	556	23	96%	4%	-	-	-	-	-	-	-	-	-	-	-
I5	63	62	1	98%	2%	-	-	-	-	-	-	-	-	-	-	-
SG	336	312	24	93%	7%	-	-	-	-	-	-	-	-	-	-	-
UK	112	97	15	87%	13%	-	-	-	-	-	-	-	-	-	-	-
2T	0	0	0	0%	0%	-	-	-	-	-	-	-	-	-	-	-
	1396	1256	140	90%	10%											



Delay Percentage

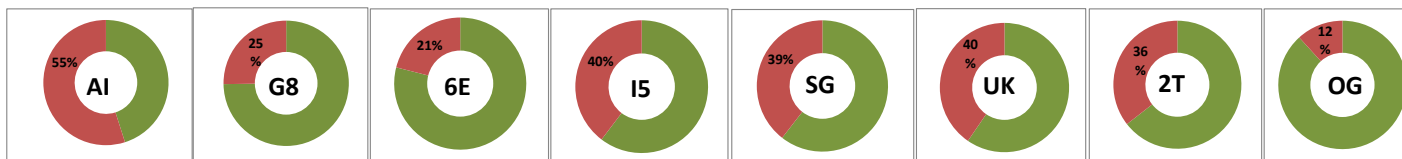
FEBRUARY 2020 DEPARTURES (0900 - 1500)

AIRLINES	TOTAL DEPARTURES	FLIGHTS ON TIME (STD + 15 min)	FLIGHTS DELAYED (STD + MORE THAN 15 Min)	% ON TIME	% DELAYED	NUMBER OF FLIGHTS DELAYED DUE TO										TOTAL DEPARTURES
						AIRLINES					AIRPORT		WEATHER		ATC	
						PASSENGER & BAGGAGE HANDLING (IATA CODES 11-18)	AIRCRAFT & RAMP HANDLING (IATA CODES 31-39)	TECHNICAL, AUTOMATED EQUIPMENT FAILURE (IATA CODES 41-48)	OPERATIONS, CREW (IATA CODES 61-69)	REACTIONARY REASONS (IATA CODES 91-96)	AIRPORT FACILITIES (IATA CODES 87,89)	AIRPORT SECURITY (IATA CODE 85)	DESTINATION AIRPORT BELOW MINIMA (IATA CODE 72)	DEPARTURE AERODROME BELOW MINIMA (IATA CODE 71)	ATFM (IATA CODES 81-84)	
AI	393	77	316	20%	80%	40.00	20.00	6.00	35.00	117.00	4.00	5.00	0.00	0.00	89.00	316
G8	264	158	106	60%	40%	0.00	0.00	0.00	0.00	62.00	0.00	0.00	0.00	0.00	44.00	106
6E	1088	676	412	62%	38%	16.00	5.00	2.00	18.00	140.00	16.00	2.00	2.00	0.00	211.00	412
I5	58	31	27	53%	47%	0.00	0.00	0.00	0.00	17.00	0.00	0.00	0.00	0.00	10.00	27
SG	602	355	247	59%	41%	9.00	2.00	10.00	11.00	129.00	7.00	0.00	2.00	0.00	77.00	247
UK	322	205	117	64%	36%	0.00	0.00	0.00	4.00	41.00	0.00	0.00	0.00	0.00	72.00	117
2T	45	25	20	56%	44%	0.00	0.00	0.00	0.00	12.00	0.00	0.00	0.00	0.00	8.00	20
OG	17	14	3	82%	18%	0.00	0.00	0.00	0.00	3.00	0.00	0.00	0.00	0.00	0.00	3
	2789	1541	1248	55%	45%											



FEBRUARY 2020 ARRIVALS (0900 - 1500)

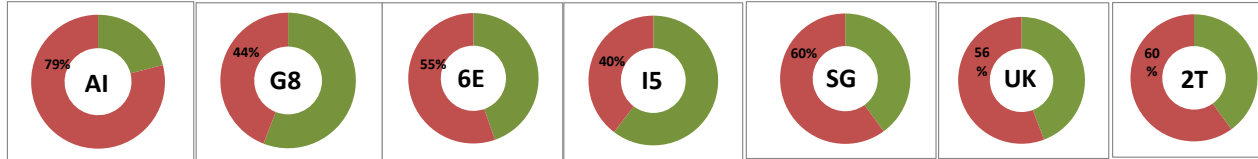
AIRLINES	TOTAL ARRIVALS	FLIGHTS ON TIME (STA + 15 min)	FLIGHTS DELAYED (STA + MORE THAN 15 Min)	% ON TIME	% DELAYED	NUMBER OF FLIGHTS DELAYED DUE TO										TOTAL ARRIVAL
						AIRLINES					AIRPORT		WEATHER		ATC	
						PASSENGER & BAGGAGE HANDLING (IATA CODES 11-18)	AIRCRAFT & RAMP HANDLING (IATA CODES 31-39)	TECHNICAL, AUTOMATED EQUIPMENT FAILURE (IATA CODES 41-48)	OPERATIONS, CREW (IATA CODES 61-69)	REACTIONARY REASONS (IATA CODES 91-96)	AIRPORT FACILITIES (IATA CODES 87,89)	AIRPORT SECURITY (IATA CODE 85)	DESTINATION AIRPORT BELOW MINIMA (IATA CODE 72)	DEPARTURE AERODROME BELOW MINIMA (IATA CODE 71)	ATFM (IATA CODES 81-84)	
AI	477	215	262	45%	55%	-	-	-	-	-	-	-	-	-	-	-
G8	353	264	89	75%	25%	-	-	-	-	-	-	-	-	-	-	-
6E	1207	953	254	79%	21%	-	-	-	-	-	-	-	-	-	-	-
I5	58	35	23	60%	40%	-	-	-	-	-	-	-	-	-	-	-
SG	595	360	235	61%	39%	-	-	-	-	-	-	-	-	-	-	-
UK	371	221	150	60%	40%	-	-	-	-	-	-	-	-	-	-	-
2T	45	29	16	64%	36%	-	-	-	-	-	-	-	-	-	-	-
OG	17	15	2	88%	12%	-	-	-	-	-	-	-	-	-	-	-
	3123	2092	1031	67%	33%											



Delay Percentage

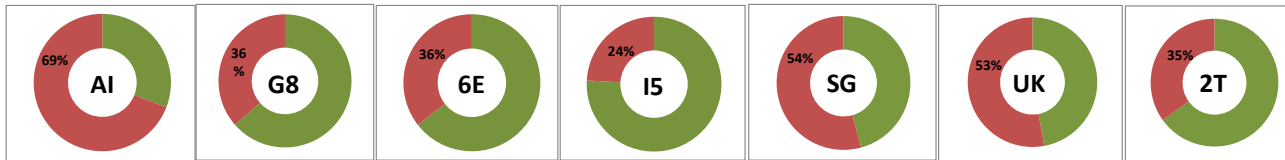
FEBRUARY 2020 DEPARTURES (1500 - 2300)

AIRLINES	TOTAL DEPARTURES	FLIGHTS ON TIME (STD + 15 min)	FLIGHTS DELAYED (STD + MORE THAN 15 Min)	% ON TIME	% DELAYED	NUMBER OF FLIGHTS DELAYED DUE TO									TOTAL DEPARTURES	
						AIRLINES					AIRPORT		WEATHER			ATC
						PASSENGER & BAGGAGE HANDLING (IATA CODES 11-18)	AIRCRAFT & RAMP HANDLING (IATA CODES 31-39)	TECHNICAL, AUTOMATED EQUIPMENT FAILURE (IATA CODES 41-48)	OPERATIONS, CREW (IATA CODES 61-69)	REACTIONARY REASONS (IATA CODES 91-96)	AIRPORT FACILITIES (IATA CODES 87,89)	AIRPORT SECURITY (IATA CODE 85)	DESTINATION AIRPORT BELOW MINIMA (IATA CODE 72)	DEPARTURE AERODROME BELOW MINIMA (IATA CODE 71)		ATFM (IATA CODES 81-84)
AI	443	93	350	21%	79%	8.00	6.00	5.00	48.00	196.00	5.00	4.00	1.00	0.00	77.00	350
G8	533	298	235	56%	44%	0.00	0.00	0.00	0.00	129.00	0.00	0.00	0.00	0.00	106.00	235
6E	1531	683	848	45%	55%	29.00	5.00	4.00	46.00	330.00	34.00	4.00	2.00	0.00	394.00	848
I5	58	35	23	60%	40%	0.00	0.00	0.00	0.00	16.00	0.00	0.00	0.00	0.00	7.00	23
SG	731	292	439	40%	60%	9.00	0.00	9.00	32.00	247.00	5.00	2.00	10.00	0.00	125.00	439
UK	484	214	270	44%	56%	1.00	0.00	0.00	9.00	96.00	0.00	0.00	2.00	0.00	162.00	270
2T	20	8	12	40%	60%	0.00	0.00	0.00	0.00	9.00	0.00	0.00	0.00	0.00	3.00	12
	3800	1623	2177	43%	57%											



FEBRUARY 2020 ARRIVALS (1500 - 2300)

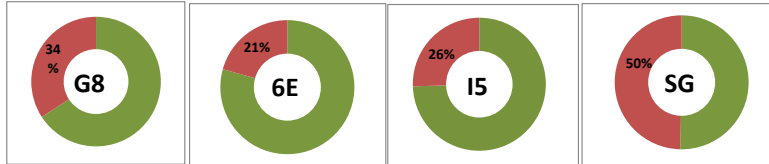
AIRLINES	TOTAL ARRIVALS	FLIGHTS ON TIME (STA + 15 min)	FLIGHTS DELAYED (STA + MORE THAN 15 Min)	% ON TIME	% DELAYED	NUMBER OF FLIGHTS DELAYED DUE TO									TOTAL ARRIVAL	
						AIRLINES					AIRPORT		WEATHER			ATC
						PASSENGER & BAGGAGE HANDLING (IATA CODES 11-18)	AIRCRAFT & RAMP HANDLING (IATA CODES 31-39)	TECHNICAL, AUTOMATED EQUIPMENT FAILURE (IATA CODES 41-48)	OPERATIONS, CREW (IATA CODES 61-69)	REACTIONARY REASONS (IATA CODES 91-96)	AIRPORT FACILITIES (IATA CODES 87,89)	AIRPORT SECURITY (IATA CODE 85)	DESTINATION AIRPORT BELOW MINIMA (IATA CODE 72)	DEPARTURE AERODROME BELOW MINIMA (IATA CODE 71)		ATFM (IATA CODES 81-84)
AI	570	176	394	31%	69%	-	-	-	-	-	-	-	-	-	-	-
G8	540	343	197	64%	36%	-	-	-	-	-	-	-	-	-	-	-
6E	1438	927	511	64%	36%	-	-	-	-	-	-	-	-	-	-	-
I5	116	88	28	76%	24%	-	-	-	-	-	-	-	-	-	-	-
SG	702	321	381	46%	54%	-	-	-	-	-	-	-	-	-	-	-
UK	493	232	261	47%	53%	-	-	-	-	-	-	-	-	-	-	-
2T	20	13	7	65%	35%	-	-	-	-	-	-	-	-	-	-	-
	3879	2100	1779	54%	46%											



Delay Percentage

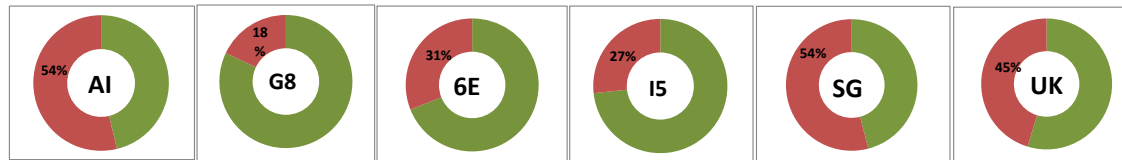
FEBRUARY 2020 DEPARTURES (2300 - 0300)

AIRLINES	TOTAL DEPARTURES	FLIGHTS ON TIME (STD + 15 min)	FLIGHTS DELAYED (STD + MORE THAN 15 Min)	% ON TIME	% DELAYED	NUMBER OF FLIGHTS DELAYED DUE TO										TOTAL DEPARTURES
						AIRLINES					AIRPORT		WEATHER		ATC	
						PASSENGER & BAGGAGE HANDLING (IATA CODES 11-18)	AIRCRAFT & RAMP HANDLING (IATA CODES 31-39)	TECHNICAL, AUTOMATED EQUIPMENT FAILURE (IATA CODES 41-48)	OPERATIONS, CREW (IATA CODES 61-69)	REACTIONARY REASONS (IATA CODES 91-96)	AIRPORT FACILITIES (IATA CODES 87,89)	AIRPORT SECURITY (IATA CODE 85)	DESTINATION AIRPORT BELOW MINIMA (IATA CODE 72)	DEPARTURE AERODROME BELOW MINIMA (IATA CODE 71)	ATFM (IATA CODES 81-84)	
AI	0	0	0	0%	0%	0	0	0	0	0	0	0	0	0	0	0
G8	117	77	40	66%	34%	0	0	0	0	20	0	0	0	0	20	40
6E	232	184	48	79%	21%	2	1	0	3	23	2	0	0	0	17	48
I5	145	108	37	74%	26%	0	0	0	0	24	0	0	0	0	13	37
SG	149	75	74	50%	50%	3	2	5	5	38	1	0	2	0	18	74
UK	0	0	0	0%	0%	0	0	0	0	0	0	0	0	0	0	0
2T	0	0	0	0%	0%	0	0	0	0	0	0	0	0	0	0	0
	643	444	199	69%	31%											



FEBRUARY 2020 ARRIVALS (2300 - 0300)

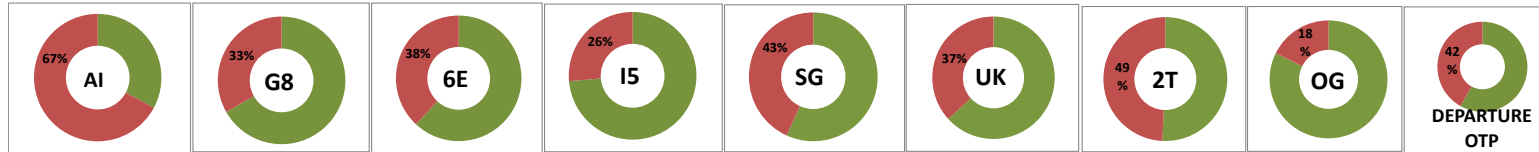
AIRLINES	TOTAL ARRIVALS	FLIGHTS ON TIME (STA + 15 min)	FLIGHTS DELAYED (STA + MORE THAN 15 Min)	% ON TIME	% DELAYED	NUMBER OF FLIGHTS DELAYED DUE TO										TOTAL ARRIVAL
						AIRLINES					AIRPORT		WEATHER		ATC	
						PASSENGER & BAGGAGE HANDLING (IATA CODES 11-18)	AIRCRAFT & RAMP HANDLING (IATA CODES 31-39)	TECHNICAL, AUTOMATED EQUIPMENT FAILURE (IATA CODES 41-48)	OPERATIONS, CREW (IATA CODES 61-69)	REACTIONARY REASONS (IATA CODES 91-96)	AIRPORT FACILITIES (IATA CODES 87,89)	AIRPORT SECURITY (IATA CODE 85)	DESTINATION AIRPORT BELOW MINIMA (IATA CODE 72)	DEPARTURE AERODROME BELOW MINIMA (IATA CODE 71)	ATFM (IATA CODES 81-84)	
AI	106	49	57	46%	54%	-	-	-	-	-	-	-	-	-	-	-
G8	195	160	35	82%	18%	-	-	-	-	-	-	-	-	-	-	-
6E	290	200	90	69%	31%	-	-	-	-	-	-	-	-	-	-	-
I5	116	85	31	73%	27%	-	-	-	-	-	-	-	-	-	-	-
SG	294	135	159	46%	54%	-	-	-	-	-	-	-	-	-	-	-
UK	106	58	48	55%	45%	-	-	-	-	-	-	-	-	-	-	-
2T	0	0	0	0%	0%	-	-	-	-	-	-	-	-	-	-	-
	1107	687	420	62%	38%											



Delay Percentage

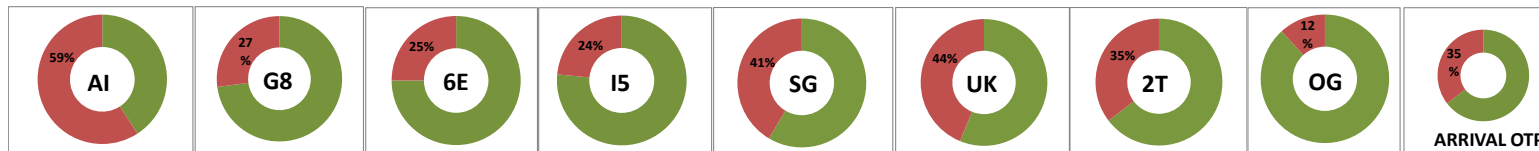
FEBRUARY 2020 DEPARTURES

AIRLINES	TOTAL DEPARTURES	FLIGHTS ON TIME (STD + 15 min)	FLIGHTS DELAYED (STD + MORE THAN 15 Min)	% ON TIME	% DELAYED	NUMBER OF FLIGHTS DELAYED DUE TO										TOTAL DEPARTURES
						AIRLINES					AIRPORT		WEATHER		ATC	
						PASSENGER & BAGGAGE HANDLING (IATA CODES 11-18)	AIRCRAFT & RAMP HANDLING (IATA CODES 31-39)	TECHNICAL AUTOMATED EQUIPMENT FAILURE (IATA CODES 41-48)	OPERATIONS, CREW (IATA CODES 61-69)	REACTIONARY REASONS (IATA CODES 91-96)	AIRPORT FACILITIES (IATA CODES 87,89)	AIRPORT SECURITY (IATA CODE 85)	DESTINATION AIRPORT BELOW MINIMA (IATA CODE 72)	DEPARTURE AERODROME BELOW MINIMA (IATA CODE 71)	ATFM (IATA CODES 81-84)	
AI	1310	430	880	33%	67%	71.00	33.00	35.00	106.00	391.00	23.00	24.00	3.00	0.00	194.00	880
G8	1233	823	410	67%	33%	0.00	0.00	0.00	0.00	226.00	0.00	0.00	0.00	0.00	184.00	410
6E	3517	2178	1339	62%	38%	48.00	11.00	6.00	68.00	504.00	53.00	6.00	6.00	0.00	637.00	1339
IS	353	260	93	74%	26%	0.00	0.00	0.00	0.00	61.00	0.00	0.00	0.00	0.00	32.00	93
SG	1928	1095	833	57%	43%	24.00	4.00	28.00	50.00	452.00	16.00	2.00	24.00	0.00	233.00	833
UK	1083	685	398	63%	37%	1.00	0.00	0.00	13.00	142.00	1.00	0.00	2.00	0.00	239.00	398
2T	65	33	32	51%	49%	0.00	0.00	0.00	0.00	21.00	0.00	0.00	0.00	0.00	11.00	32
OG	17	14	3	82%	18%	0.00	0.00	0.00	0.00	3.00	0.00	0.00	0.00	0.00	0.00	3
	9506	5518	3988	58%	42%											



FEBRUARY 2020 ARRIVALS

AIRLINES	TOTAL ARRIVALS	FLIGHTS ON TIME (STA + 15 min)	FLIGHTS DELAYED (STA + MORE THAN 15 Min)	% ON TIME	% DELAYED	NUMBER OF FLIGHTS DELAYED DUE TO										TOTAL ARRIVAL
						AIRLINES					AIRPORT		WEATHER		ATC	
						PASSENGER & BAGGAGE HANDLING (IATA CODES 11-18)	AIRCRAFT & RAMP HANDLING (IATA CODES 31-39)	TECHNICAL AUTOMATED EQUIPMENT FAILURE (IATA CODES 41-48)	OPERATIONS, CREW (IATA CODES 61-69)	REACTIONARY REASONS (IATA CODES 91-96)	AIRPORT FACILITIES (IATA CODES 87,89)	AIRPORT SECURITY (IATA CODE 85)	DESTINATION AIRPORT BELOW MINIMA (IATA CODE 72)	DEPARTURE AERODROME BELOW MINIMA (IATA CODE 71)	ATFM (IATA CODES 81-84)	
AI	1314	537	777	41%	59%	-	-	-	-	-	-	-	-	-	-	-
G8	1233	899	334	73%	27%	-	-	-	-	-	-	-	-	-	-	-
6E	3514	2636	878	75%	25%	-	-	-	-	-	-	-	-	-	-	-
IS	353	270	83	76%	24%	-	-	-	-	-	-	-	-	-	-	-
SG	1927	1128	799	59%	41%	-	-	-	-	-	-	-	-	-	-	-
UK	1082	608	474	56%	44%	-	-	-	-	-	-	-	-	-	-	-
2T	65	42	23	65%	35%	-	-	-	-	-	-	-	-	-	-	-
OG	17	15	2	88%	12%	-	-	-	-	-	-	-	-	-	-	-
	9505	6135	3370	65%	35%											



Delay Percentage

Note: 1)65% OTP includes Non Airport Factors
2)83% OTP is After excluding Non Airport Factors