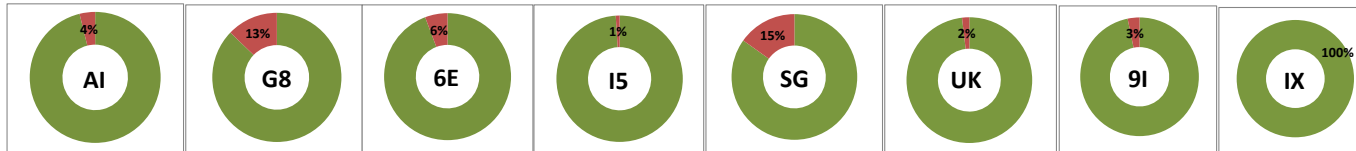


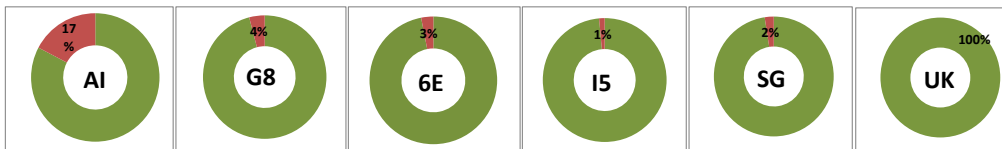
**JANUARY 2021 DEPARTURES (0300 - 0900)**

AIRLINES	TOTAL DEPARTURES	FLIGHTS ON TIME (STD + 15 min)	FLIGHTS DELAYED (STD + MORE THAN 15 Min)	% ON TIME	% DELAYED	NUMBER OF FLIGHTS DELAYED DUE TO										TOTAL DEPARTURE DELAY
						AIRLINES					AIRPORT		WEATHER		ATC	
						PASSENGER & BAGGAGE HANDLING (IATA CODES 11-18)	AIRCRAFT & RAMP HANDLING (IATA CODES 31-39)	TECHNICAL, AUTOMATED EQUIPMENT FAILURE (IATA CODES 41-48)	OPERATIONS, CREW (IATA CODES 61-69)	REACTIONARY REASONS (IATA CODES 91-96)	AIRPORT FACILITIES (IATA CODES 87,89)	IMMIGRATION, CUSTOMS, HEALTH (IATA CODE 86)	DESTINATION AIRPORT BELOW MINIMA (IATA CODE 72)	DEPARTURE AERODROME BELOW MINIMA (IATA CODE 71)	ATFM (IATA CODES 81-84)	
AI	156	150	6	96%	4%	1.00	0.00	0.00	0.00	2.00	0.00	0.00	2.00	0.00	1.00	6
G8	258	225	33	87%	13%	0.00	0.00	0.00	3.00	22.00	0.00	0.00	0.00	0.00	8.00	33
6E	575	542	33	94%	6%	3.00	2.00	1.00	5.00	3.00	1.00	0.00	15.00	0.00	3.00	33
I5	102	101	1	99%	1%	0.00	0.00	0.00	1.00	0.00	0.00	0.00	0.00	0.00	0.00	1
SG	284	241	43	85%	15%	1.00	0.00	2.00	1.00	2.00	0.00	0.00	37.00	0.00	0.00	43
UK	214	210	4	98%	2%	0.00	0.00	0.00	1.00	1.00	0.00	0.00	1.00	0.00	1.00	4
9I	31	30	1	97%	3%	0.00	0.00	0.00	0.00	0.00	0.00	0.00	1.00	0.00	0.00	1
IX	2	2	0	100%	0%	0.00	0.00	0.00	0.00	0.00	0.00	0.00	0.00	0.00	0.00	0
ZT	0	0	0	0%	0%	0.00	0.00	0.00	0.00	0.00	0.00	0.00	0.00	0.00	0.00	0
OG	0	0	0	0%	0%	0.00	0.00	0.00	0.00	0.00	0.00	0.00	0.00	0.00	0.00	0
	<b>1622</b>	<b>1501</b>	<b>121</b>	<b>93%</b>	<b>7%</b>											



**JANUARY 2021 ARRIVALS (0300 - 0900)**

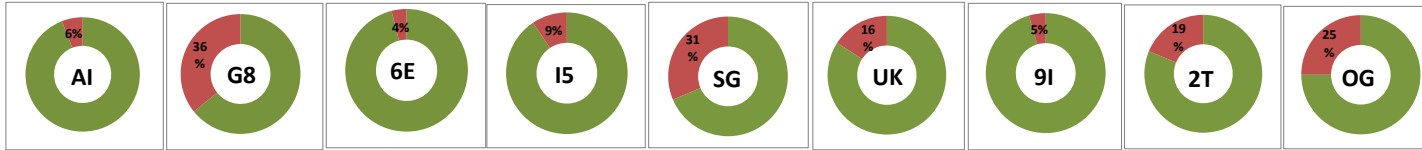
AIRLINES	TOTAL ARRIVALS	FLIGHTS ON TIME (STA + 15 min)	FLIGHTS DELAYED (STA + MORE THAN 15 Min)	% ON TIME	% DELAYED	NUMBER OF FLIGHTS DELAYED DUE TO										
						AIRLINES					AIRPORT		WEATHER		ATC	
						PASSENGER & BAGGAGE HANDLING (IATA CODES 11-18)	AIRCRAFT & RAMP HANDLING (IATA CODES 31-39)	TECHNICAL, AUTOMATED EQUIPMENT FAILURE (IATA CODES 41-48)	OPERATIONS, CREW (IATA CODES 61-69)	REACTIONARY REASONS (IATA CODES 91-96)	AIRPORT FACILITIES (IATA CODES 87,89)	AIRPORT SECURITY (IATA CODE 85)	DESTINATION AIRPORT BELOW MINIMA (IATA CODE 72)	DEPARTURE AERODROME BELOW MINIMA (IATA CODE 71)	ATFM (IATA CODES 81-84)	
AI	52	43	9	83%	17%	-	-	-	-	-	-	-	-	-	-	-
G8	148	142	6	96%	4%	-	-	-	-	-	-	-	-	-	-	-
6E	390	378	12	97%	3%	-	-	-	-	-	-	-	-	-	-	-
I5	69	68	1	99%	1%	-	-	-	-	-	-	-	-	-	-	-
SG	41	40	1	98%	2%	-	-	-	-	-	-	-	-	-	-	-
UK	5	5	0	100%	0%	-	-	-	-	-	-	-	-	-	-	-
9I	0	0	0	0%	0%	-	-	-	-	-	-	-	-	-	-	-
IX	0	0	0	0%	0%	-	-	-	-	-	-	-	-	-	-	-
ZT	0	0	0	0%	0%	-	-	-	-	-	-	-	-	-	-	-
OG	0	0	0	0%	0%	-	-	-	-	-	-	-	-	-	-	-
	<b>705</b>	<b>676</b>	<b>29</b>	<b>96%</b>	<b>4%</b>											



Delay Percentage

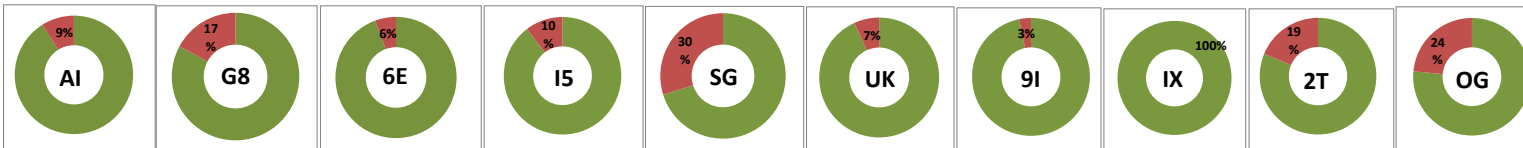
**JANUARY 2021 DEPARTURES (0900 - 1500)**

AIRLINES	TOTAL DEPARTURES	FLIGHTS ON TIME (STD + 15 min)	FLIGHTS DELAYED (STD + MORE THAN 15 Min)	% ON TIME	% DELAYED	NUMBER OF FLIGHTS DELAYED DUE TO										TOTAL DEPARTURE DELAY
						AIRLINES					AIRPORT		WEATHER		ATC	
						PASSENGER & BAGGAGE HANDLING (IATA CODES 11-18)	AIRCRAFT & RAMP HANDLING (IATA CODES 31-39)	TECHNICAL, AUTOMATED EQUIPMENT FAILURE (IATA CODES 41-48)	OPERATIONS, CREW (IATA CODES 61-69)	REACTIONARY REASONS (IATA CODES 91-96)	AIRPORT FACILITIES (IATA CODES 87,89)	IMMIGRATION, CUSTOMS, HEALTH (IATA CODE 86)	DESTINATION AIRPORT BELOW MINIMA (IATA CODE 72)	DEPARTURE AERODROME BELOW MINIMA (IATA CODE 71)	ATFM (IATA CODES 81-84)	
AI	287	270	17	94%	6%	0.00	0.00	2.00	5.00	6.00	1.00	0.00	2.00	0.00	1.00	17
G8	204	131	73	64%	36%	0.00	0.00	0.00	13.00	38.00	0.00	0.00	0.00	0.00	22.00	73
6E	1007	967	40	96%	4%	1.00	2.00	1.00	7.00	13.00	0.00	0.00	5.00	0.00	11.00	40
IS	117	106	11	91%	9%	0.00	1.00	3.00	0.00	3.00	0.00	0.00	2.00	0.00	2.00	11
SG	322	221	101	69%	31%	1.00	2.00	6.00	4.00	48.00	3.00	12.00	22.00	0.00	3.00	101
UK	196	165	31	84%	16%	0.00	0.00	0.00	6.00	7.00	0.00	0.00	12.00	0.00	6.00	31
9I	22	21	1	95%	5%	0.00	0.00	1.00	0.00	0.00	0.00	0.00	0.00	0.00	0.00	1
IX	0	0	0	0%	0%	0.00	0.00	0.00	0.00	0.00	0.00	0.00	0.00	0.00	0.00	0
2T	16	13	3	81%	19%	0.00	0.00	0.00	0.00	3.00	0.00	0.00	0.00	0.00	0.00	3
OG	16	12	4	75%	25%	0.00	0.00	0.00	0.00	4.00	0.00	0.00	0.00	0.00	0.00	4
	<b>2187</b>	<b>1906</b>	<b>281</b>	<b>87%</b>	<b>13%</b>											



**JANUARY 2021 ARRIVALS (0900 - 1500)**

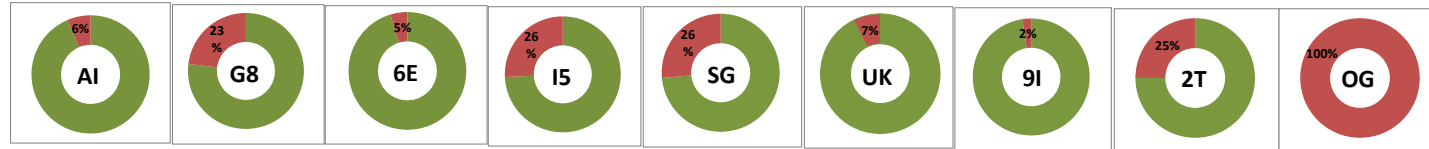
AIRLINES	TOTAL ARRIVALS	FLIGHTS ON TIME (STA + 15 min)	FLIGHTS DELAYED (STA + MORE THAN 15 Min)	% ON TIME	% DELAYED	NUMBER OF FLIGHTS DELAYED DUE TO										
						AIRLINES					AIRPORT		WEATHER		ATC	
						PASSENGER & BAGGAGE HANDLING (IATA CODES 11-18)	AIRCRAFT & RAMP HANDLING (IATA CODES 31-39)	TECHNICAL, AUTOMATED EQUIPMENT FAILURE (IATA CODES 41-48)	OPERATIONS, CREW (IATA CODES 61-69)	REACTIONARY REASONS (IATA CODES 91-96)	AIRPORT FACILITIES (IATA CODES 87,89)	AIRPORT SECURITY (IATA CODE 85)	DESTINATION AIRPORT BELOW MINIMA (IATA CODE 72)	DEPARTURE AERODROME BELOW MINIMA (IATA CODE 71)	ATFM (IATA CODES 81-84)	
AI	190	173	17	91%	9%	-	-	-	-	-	-	-	-	-	-	-
G8	210	174	36	83%	17%	-	-	-	-	-	-	-	-	-	-	-
6E	806	761	45	94%	6%	-	-	-	-	-	-	-	-	-	-	-
IS	174	156	18	90%	10%	-	-	-	-	-	-	-	-	-	-	-
SG	352	247	105	70%	30%	-	-	-	-	-	-	-	-	-	-	-
UK	353	329	24	93%	7%	-	-	-	-	-	-	-	-	-	-	-
9I	31	30	1	97%	3%	-	-	-	-	-	-	-	-	-	-	-
IX	2	2	0	100%	0%	-	-	-	-	-	-	-	-	-	-	-
2T	16	13	3	81%	19%	-	-	-	-	-	-	-	-	-	-	-
OG	17	13	4	76%	24%	-	-	-	-	-	-	-	-	-	-	-
	<b>2151</b>	<b>1898</b>	<b>253</b>	<b>88%</b>	<b>12%</b>											



Delay Percentage

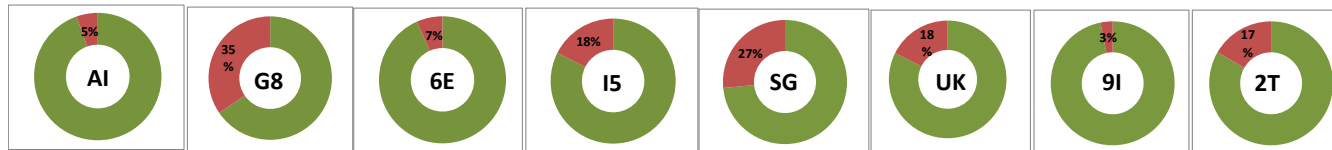
JANUARY 2021 DEPARTURES (1500 - 2300)

AIRLINES	TOTAL DEPARTURES	FLIGHTS ON TIME (STD + 15 min)	FLIGHTS DELAYED (STD + MORE THAN 15 Min)	% ON TIME	% DELAYED	NUMBER OF FLIGHTS DELAYED DUE TO										TOTAL DEPARTURE DELAY
						AIRLINES					AIRPORT		WEATHER		ATC	
						PASSENGER & BAGGAGE HANDLING (IATA CODES 11-18)	AIRCRAFT & RAMP HANDLING (IATA CODES 31-39)	TECHNICAL, AUTOMATED EQUIPMENT FAILURE (IATA CODES 41-48)	OPERATIONS, CREW (IATA CODES 61-69)	REACTIONARY REASONS (IATA CODES 91-96)	AIRPORT FACILITIES (IATA CODES 87,89)	IMMIGRATION, CUSTOMS, HEALTH (IATA CODE 86)	DESTINATION AIRPORT BELOW MINIMA (IATA CODE 72)	DEPARTURE AERODROME BELOW MINIMA (IATA CODE 71)	ATFM (IATA CODES 81-84)	
AI	281	263	18	94%	6%	1.00	0.00	1.00	3.00	12.00	0.00	0.00	0.00	0.00	1.00	18
G8	273	210	63	77%	23%	0.00	0.00	3.00	5.00	33.00	0.00	0.00	3.00	0.00	19.00	63
6E	1093	1042	51	95%	5%	3.00	1.00	1.00	8.00	27.00	1.00	0.00	0.00	0.00	10.00	51
I5	202	150	52	74%	26%	0.00	0.00	3.00	3.00	37.00	0.00	1.00	3.00	0.00	5.00	52
SG	394	290	104	74%	26%	2.00	0.00	7.00	6.00	48.00	4.00	21.00	13.00	0.00	3.00	104
UK	329	305	24	93%	7%	0.00	0.00	0.00	7.00	6.00	0.00	0.00	3.00	0.00	8.00	24
9I	41	40	1	98%	2%	0.00	0.00	0.00	1.00	0.00	0.00	0.00	0.00	0.00	0.00	1
IX	0	0	0	0%	0%	0.00	0.00	0.00	0.00	0.00	0.00	0.00	0.00	0.00	0.00	0
2T	12	9	3	75%	25%	0.00	0.00	0.00	0.00	3.00	0.00	0.00	0.00	0.00	0.00	3
OG	1	0	1	0%	100%	0.00	0.00	0.00	0.00	1.00	0.00	0.00	0.00	0.00	0.00	1
	2626	2309	317	88%	12%											



JANUARY 2021 ARRIVALS (1500 - 2300)

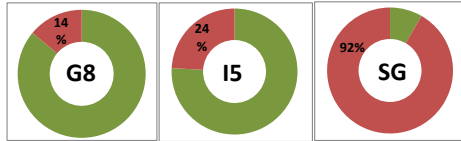
AIRLINES	TOTAL ARRIVALS	FLIGHTS ON TIME (STA + 15 min)	FLIGHTS DELAYED (STA + MORE THAN 15 Min)	% ON TIME	% DELAYED	NUMBER OF FLIGHTS DELAYED DUE TO										
						AIRLINES					AIRPORT		WEATHER		ATC	
						PASSENGER & BAGGAGE HANDLING (IATA CODES 11-18)	AIRCRAFT & RAMP HANDLING (IATA CODES 31-39)	TECHNICAL, AUTOMATED EQUIPMENT FAILURE (IATA CODES 41-48)	OPERATIONS, CREW (IATA CODES 61-69)	REACTIONARY REASONS (IATA CODES 91-96)	AIRPORT FACILITIES (IATA CODES 87,89)	AIRPORT SECURITY (IATA CODE 85)	DESTINATION AIRPORT BELOW MINIMA (IATA CODE 72)	DEPARTURE AERODROME BELOW MINIMA (IATA CODE 71)	ATFM (IATA CODES 81-84)	
AI	426	403	23	95%	5%	-	-	-	-	-	-	-	-	-	-	-
G8	356	233	123	65%	35%	-	-	-	-	-	-	-	-	-	-	-
6E	1300	1214	86	93%	7%	-	-	-	-	-	-	-	-	-	-	-
I5	205	169	36	82%	18%	-	-	-	-	-	-	-	-	-	-	-
SG	505	371	134	73%	27%	-	-	-	-	-	-	-	-	-	-	-
UK	369	304	65	82%	18%	-	-	-	-	-	-	-	-	-	-	-
9I	63	61	2	97%	3%	-	-	-	-	-	-	-	-	-	-	-
IX	0	0	0	0%	0%	-	-	-	-	-	-	-	-	-	-	-
2T	12	10	2	83%	17%	-	-	-	-	-	-	-	-	-	-	-
OG	0	0	0	0%	0%	-	-	-	-	-	-	-	-	-	-	-
	3236	2765	471	85%	15%											



Delay Percentage

JANUARY 2021 DEPARTURES (2300 - 0300)

AIRLINES	TOTAL DEPARTURES	FLIGHTS ON TIME (STD + 15 min)	FLIGHTS DELAYED (STD + MORE THAN 15 Min)	% ON TIME	% DELAYED	NUMBER OF FLIGHTS DELAYED DUE TO										TOTAL DEPARTURE DELAY
						AIRLINES					AIRPORT		WEATHER		ATC	
						PASSENGER & BAGGAGE HANDLING (IATA CODES 11-18)	AIRCRAFT & RAMP HANDLING (IATA CODES 31-39)	TECHNICAL, AUTOMATED EQUIPMENT FAILURE (IATA CODES 41-48)	OPERATIONS, CREW (IATA CODES 61-69)	REACTIONARY REASONS (IATA CODES 91-96)	AIRPORT FACILITIES (IATA CODES 87,89)	IMMIGRATION, CUSTOMS, HEALTH (IATA CODE 86)	DESTINATION AIRPORT BELOW MINIMA (IATA CODE 72)	DEPARTURE AERODROME BELOW MINIMA (IATA CODE 71)	ATFM (IATA CODES 81-84)	
AI	0	0	0	0%	0%	0	0	0	0	0	0	0	0	0	0	0
G8	43	37	6	86%	14%	0	0	0	1	3	0	0	0	0	2	6
6E	0	0	0	0%	0%	0	0	0	0	0	0	0	0	0	0	0
I5	29	22	7	76%	24%	0	0	1	0	5	0	0	1	0	0	7
SG	12	1	11	8%	92%	0	0	0	3	6	0	1	0	0	1	11
UK	0	0	0	0%	0%	0	0	0	0	0	0	0	0	0	0	0
9I	0	0	0	0%	0%	0	0	0	0	0	0	0	0	0	0	0
IX	0	0	0	0%	0%	0	0	0	0	0	0	0	0	0	0	0
ZT	0	0	0	0%	0%	0	0	0	0	0	0	0	0	0	0	0
OG	0	0	0	0%	0%	0	0	0	0	0	0	0	0	0	0	0
<b>TOTAL</b>	<b>84</b>	<b>60</b>	<b>24</b>	<b>71%</b>	<b>29%</b>											



JANUARY 2021 ARRIVALS (2300 - 0300)

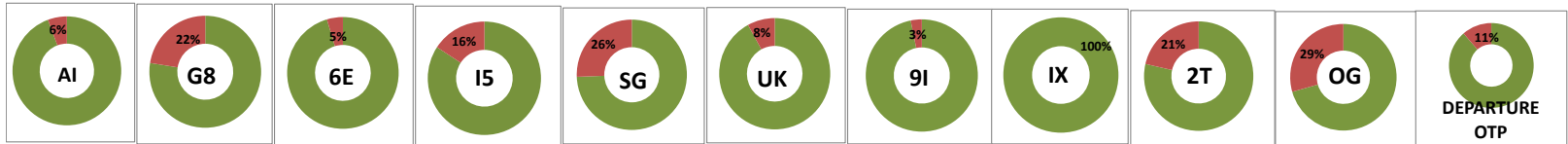
AIRLINES	TOTAL ARRIVALS	FLIGHTS ON TIME (STA + 15 min)	FLIGHTS DELAYED (STA + MORE THAN 15 Min)	% ON TIME	% DELAYED	NUMBER OF FLIGHTS DELAYED DUE TO										
						AIRLINES					AIRPORT		WEATHER		ATC	
						PASSENGER & BAGGAGE HANDLING (IATA CODES 11-18)	AIRCRAFT & RAMP HANDLING (IATA CODES 31-39)	TECHNICAL, AUTOMATED EQUIPMENT FAILURE (IATA CODES 41-48)	OPERATIONS, CREW (IATA CODES 61-69)	REACTIONARY REASONS (IATA CODES 91-96)	AIRPORT FACILITIES (IATA CODES 87,89)	AIRPORT SECURITY (IATA CODE 85)	DESTINATION AIRPORT BELOW MINIMA (IATA CODE 72)	DEPARTURE AERODROME BELOW MINIMA (IATA CODE 71)	ATFM (IATA CODES 81-84)	
AI	54	53	1	98%	2%	-	-	-	-	-	-	-	-	-	-	-
G8	89	48	41	54%	46%	-	-	-	-	-	-	-	-	-	-	-
6E	177	176	1	99%	1%	-	-	-	-	-	-	-	-	-	-	-
I5	2	2	0	0%	0%	-	-	-	-	-	-	-	-	-	-	-
SG	113	89	24	79%	21%	-	-	-	-	-	-	-	-	-	-	-
UK	11	11	0	0%	0%	-	-	-	-	-	-	-	-	-	-	-
9I	0	0	0	0%	0%	-	-	-	-	-	-	-	-	-	-	-
IX	0	0	0	0%	0%	-	-	-	-	-	-	-	-	-	-	-
ZT	0	0	0	0%	0%	-	-	-	-	-	-	-	-	-	-	-
OG	0	0	0	0%	0%	-	-	-	-	-	-	-	-	-	-	-
<b>TOTAL</b>	<b>446</b>	<b>379</b>	<b>67</b>	<b>85%</b>	<b>15%</b>											



Delay Percentage

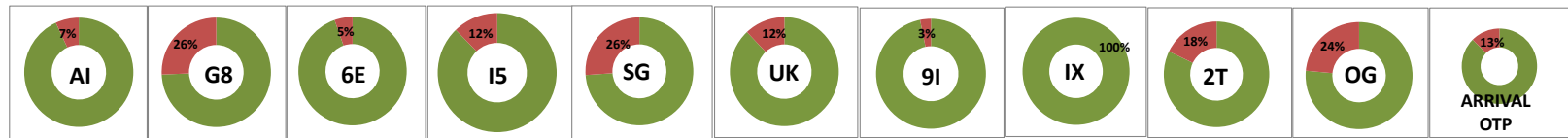
**JANUARY 2021 DEPARTURES**

AIRLINES	TOTAL DEPARTURES	FLIGHTS ON TIME (STD + 15 min)	FLIGHTS DELAYED (STD + MORE THAN 15 Min)	% ON TIME	% DELAYED	NUMBER OF FLIGHTS DELAYED DUE TO										TOTAL DEPARTURE DELAY
						AIRLINES					AIRPORT		WEATHER		ATC	
						PASSENGER & BAGGAGE HANDLING (IATA CODES 11-18)	AIRCRAFT & RAMP HANDLING (IATA CODES 31-39)	TECHNICAL AUTOMATED EQUIPMENT FAILURE (IATA CODES 41-48)	OPERATIONS, CREW (IATA CODES 61-69)	REACTIONARY REASONS (IATA CODES 91-96)	AIRPORT FACILITIES (IATA CODES 87,89)	IMMIGRATION, CUSTOMS, HEALTH (IATA CODE 86)	DESTINATION AIRPORT BELOW MINIMA (IATA CODE 72)	DEPARTURE AERODROME BELOW MINIMA (IATA CODE 71)	ATFM (IATA CODES 81-84)	
AI	724	683	41	94%	6%	2.00	0.00	3.00	8.00	20.00	1.00	0.00	4.00	0.00	3.00	41
G8	778	603	175	78%	22%	0.00	0.00	3.00	22.00	96.00	0.00	0.00	3.00	0.00	51.00	175
6E	2675	2551	124	95%	5%	7.00	5.00	3.00	20.00	43.00	2.00	0.00	20.00	0.00	24.00	124
IS	450	379	71	84%	16%	0.00	1.00	7.00	4.00	45.00	0.00	1.00	6.00	0.00	7.00	71
SG	1012	753	259	74%	26%	4.00	2.00	15.00	14.00	104.00	7.00	34.00	72.00	0.00	7.00	259
UK	739	680	59	92%	8%	0.00	0.00	0.00	14.00	14.00	0.00	0.00	16.00	0.00	15.00	59
9I	94	91	3	97%	3%	0.00	0.00	1.00	1.00	0.00	0.00	0.00	1.00	0.00	0.00	3
IX	2	2	0	100%	0%	0.00	0.00	0.00	0.00	0.00	0.00	0.00	0.00	0.00	0.00	0
2T	28	22	6	79%	21%	0.00	0.00	0.00	0.00	6.00	0.00	0.00	0.00	0.00	0.00	6
OG	17	12	5	71%	29%	0.00	0.00	0.00	0.00	5.00	0.00	0.00	0.00	0.00	0.00	5
	6519	5776	743	89%	11%											



**JANUARY 2021 ARRIVALS**

AIRLINES	TOTAL ARRIVALS	FLIGHTS ON TIME (STA + 15 min)	FLIGHTS DELAYED (STA + MORE THAN 15 Min)	% ON TIME	% DELAYED	NUMBER OF FLIGHTS DELAYED DUE TO										
						AIRLINES					AIRPORT		WEATHER		ATC	
						PASSENGER & BAGGAGE HANDLING (IATA CODES 11-18)	AIRCRAFT & RAMP HANDLING (IATA CODES 31-39)	TECHNICAL AUTOMATED EQUIPMENT FAILURE (IATA CODES 41-48)	OPERATIONS, CREW (IATA CODES 61-69)	REACTIONARY REASONS (IATA CODES 91-96)	AIRPORT FACILITIES (IATA CODES 87,89)	IMMIGRATION, CUSTOMS, HEALTH (IATA CODE 86)	DESTINATION AIRPORT BELOW MINIMA (IATA CODE 72)	DEPARTURE AERODROME BELOW MINIMA (IATA CODE 71)	ATFM (IATA CODES 81-84)	
AI	722	672	50	93%	7%	-	-	-	-	-	-	-	-	-	-	-
G8	803	597	206	74%	26%	-	-	-	-	-	-	-	-	-	-	-
6E	2673	2529	144	95%	5%	-	-	-	-	-	-	-	-	-	-	-
IS	450	395	55	88%	12%	-	-	-	-	-	-	-	-	-	-	-
SG	1011	747	264	74%	26%	-	-	-	-	-	-	-	-	-	-	-
UK	738	649	89	88%	12%	-	-	-	-	-	-	-	-	-	-	-
9I	94	91	3	97%	3%	-	-	-	-	-	-	-	-	-	-	-
IX	2	2	0	100%	0%	-	-	-	-	-	-	-	-	-	-	-
2T	28	23	5	82%	18%	-	-	-	-	-	-	-	-	-	-	-
OG	17	13	4	76%	24%	-	-	-	-	-	-	-	-	-	-	-
	6538	5718	820	87%	13%											



Delay Percentage