

**MARCH 2020 DEPARTURES (0300 - 0900)**

AIRLINES	TOTAL DEPARTURES	FLIGHTS ON TIME (STD + 15 min)	FLIGHTS DELAYED (STD + MORE THAN 15 Min)	% ON TIME	% DELAYED	NUMBER OF FLIGHTS DELAYED DUE TO										TOTAL DEPARTURES
						AIRLINES					AIRPORT		WEATHER		ATC	
						PASSENGER & BAGGAGE HANDLING (IATA CODES 11-18)	AIRCRAFT & RAMP HANDLING (IATA CODES 31-39)	TECHNICAL, AUTOMATED EQUIPMENT FAILURE (IATA CODES 41-48)	OPERATIONS, CREW (IATA CODES 61-69)	REACTIONARY REASONS (IATA CODES 91-96)	AIRPORT FACILITIES (IATA CODES 87,89)	AIRPORT SECURITY (IATA CODE 85)	DESTINATION AIRPORT BELOW MINIMA (IATA CODE 72)	DEPARTURE AERODROME BELOW MINIMA (IATA CODE 71)	ATFM (IATA CODES 81-84)	
AI	346	261	85	75%	25%	7.00	2.00	0.00	12.00	42.00	5.00	3.00	0.00	0.00	14.00	85
G8	209	198	11	95%	5%	0.00	0.00	0.00	0.00	4.00	0.00	0.00	0.00	0.00	7.00	11
6E	492	471	21	96%	4%	2.00	0.00	1.00	3.00	7.00	0.00	0.00	0.00	0.00	8.00	21
I5	72	69	3	96%	4%	0.00	0.00	0.00	0.00	2.00	0.00	0.00	0.00	0.00	1.00	3
SG	340	319	21	94%	6%	0.00	1.00	1.00	3.00	9.00	1.00	0.00	1.00	0.00	5.00	21
UK	186	180	6	97%	3%	0.00	0.00	0.00	1.00	1.00	0.00	0.00	0.00	0.00	4.00	6
2T	0	0	0	0%	0%	0.00	0.00	0.00	0.00	0.00	0.00	0.00	0.00	0.00	0.00	0
	1645	1498	147	91%	9%											



**MARCH 2020 ARRIVALS (0300 - 0900)**

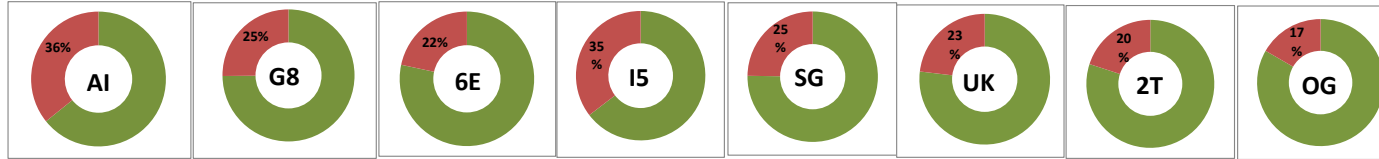
AIRLINES	TOTAL ARRIVALS	FLIGHTS ON TIME (STA + 15 min)	FLIGHTS DELAYED (STA + MORE THAN 15 Min)	% ON TIME	% DELAYED	NUMBER OF FLIGHTS DELAYED DUE TO										TOTAL ARRIVAL
						AIRLINES					AIRPORT		WEATHER		ATC	
						PASSENGER & BAGGAGE HANDLING (IATA CODES 11-18)	AIRCRAFT & RAMP HANDLING (IATA CODES 31-39)	TECHNICAL, AUTOMATED EQUIPMENT FAILURE (IATA CODES 41-48)	OPERATIONS, CREW (IATA CODES 61-69)	REACTIONARY REASONS (IATA CODES 91-96)	AIRPORT FACILITIES (IATA CODES 87,89)	AIRPORT SECURITY (IATA CODE 85)	DESTINATION AIRPORT BELOW MINIMA (IATA CODE 72)	DEPARTURE AERODROME BELOW MINIMA (IATA CODE 71)	ATFM (IATA CODES 81-84)	
AI	119	100	19	84%	16%	-	-	-	-	-	-	-	-	-	-	-
G8	99	90	9	91%	9%	-	-	-	-	-	-	-	-	-	-	-
6E	425	411	14	97%	3%	-	-	-	-	-	-	-	-	-	-	-
I5	48	47	1	98%	2%	-	-	-	-	-	-	-	-	-	-	-
SG	225	217	8	96%	4%	-	-	-	-	-	-	-	-	-	-	-
UK	78	64	14	82%	18%	-	-	-	-	-	-	-	-	-	-	-
2T	0	0	0	0%	0%	-	-	-	-	-	-	-	-	-	-	-
	994	929	65	93%	7%											



Delay Percentage

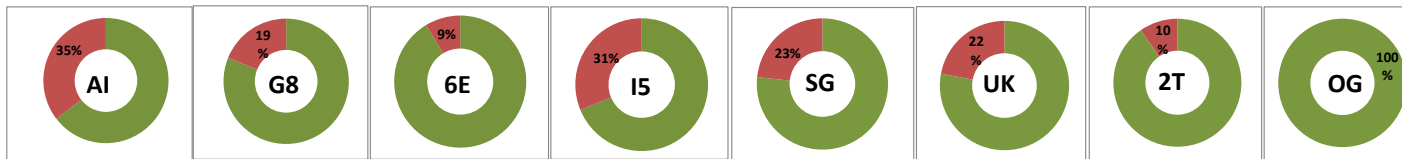
MARCH 2020 DEPARTURES (0900 - 1500)

AIRLINES	TOTAL DEPARTURES	FLIGHTS ON TIME (STD + 15 min)	FLIGHTS DELAYED (STD + MORE THAN 15 Min)	% ON TIME	% DELAYED	NUMBER OF FLIGHTS DELAYED DUE TO									TOTAL DEPARTURES	
						AIRLINES					AIRPORT		WEATHER			ATC
						PASSENGER & BAGGAGE HANDLING (IATA CODES 11-18)	AIRCRAFT & RAMP HANDLING (IATA CODES 31-39)	TECHNICAL, AUTOMATED EQUIPMENT FAILURE (IATA CODES 41-48)	OPERATIONS, CREW (IATA CODES 61-69)	REACTIONARY REASONS (IATA CODES 91-96)	AIRPORT FACILITIES (IATA CODES 87,89)	AIRPORT SECURITY (IATA CODE 85)	DESTINATION AIRPORT BELOW MINIMA (IATA CODE 72)	DEPARTURE AERODROME BELOW MINIMA (IATA CODE 71)		ATFM (IATA CODES 81-84)
AI	285	183	102	64%	36%	7.00	0.00	4.00	19.00	31.00	0.00	1.00	0.00	0.00	40.00	102
G8	183	137	46	75%	25%	0.00	0.00	0.00	0.00	23.00	0.00	0.00	0.00	0.00	23.00	46
6E	850	666	184	78%	22%	8.00	0.00	0.00	11.00	69.00	13.00	0.00	1.00	0.00	82.00	184
I5	48	31	17	65%	35%	0.00	0.00	0.00	0.00	11.00	0.00	0.00	0.00	0.00	6.00	17
SG	456	343	113	75%	25%	2.00	2.00	5.00	5.00	58.00	1.00	0.00	1.00	0.00	39.00	113
UK	225	173	52	77%	23%	0.00	0.00	0.00	3.00	12.00	0.00	0.00	1.00	0.00	36.00	52
2T	30	24	6	80%	20%	0.00	0.00	0.00	0.00	4.00	0.00	0.00	0.00	0.00	2.00	6
OG	12	10	2	83%	17%	0.00	0.00	0.00	0.00	2.00	0.00	0.00	0.00	0.00	0.00	2
	2089	1567	522	75%	25%											



MARCH 2020 ARRIVALS (0900 - 1500)

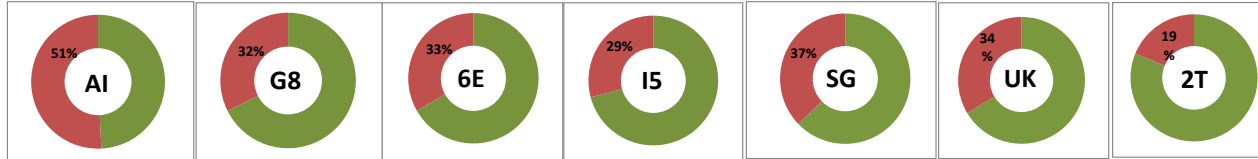
AIRLINES	TOTAL ARRIVALS	FLIGHTS ON TIME (STA + 15 min)	FLIGHTS DELAYED (STA + MORE THAN 15 Min)	% ON TIME	% DELAYED	NUMBER OF FLIGHTS DELAYED DUE TO									TOTAL ARRIVAL	
						AIRLINES					AIRPORT		WEATHER			ATC
						PASSENGER & BAGGAGE HANDLING (IATA CODES 11-18)	AIRCRAFT & RAMP HANDLING (IATA CODES 31-39)	TECHNICAL, AUTOMATED EQUIPMENT FAILURE (IATA CODES 41-48)	OPERATIONS, CREW (IATA CODES 61-69)	REACTIONARY REASONS (IATA CODES 91-96)	AIRPORT FACILITIES (IATA CODES 87,89)	AIRPORT SECURITY (IATA CODE 85)	DESTINATION AIRPORT BELOW MINIMA (IATA CODE 72)	DEPARTURE AERODROME BELOW MINIMA (IATA CODE 71)		ATFM (IATA CODES 81-84)
AI	330	213	117	65%	35%	-	-	-	-	-	-	-	-	-	-	-
G8	228	185	43	81%	19%	-	-	-	-	-	-	-	-	-	-	-
6E	954	871	83	91%	9%	-	-	-	-	-	-	-	-	-	-	-
I5	48	33	15	69%	31%	-	-	-	-	-	-	-	-	-	-	-
SG	467	358	109	77%	23%	-	-	-	-	-	-	-	-	-	-	-
UK	254	198	56	78%	22%	-	-	-	-	-	-	-	-	-	-	-
2T	31	28	3	90%	10%	-	-	-	-	-	-	-	-	-	-	-
OG	12	12	0	100%	0%	-	-	-	-	-	-	-	-	-	-	-
	2324	1898	426	82%	18%											



Delay Percentage

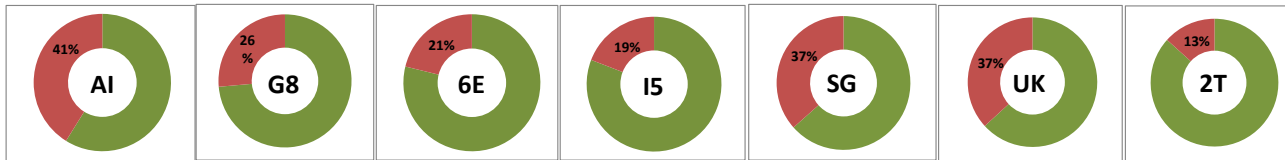
**MARCH 2020 DEPARTURES (1500 - 2300)**

AIRLINES	TOTAL DEPARTURES	FLIGHTS ON TIME (STD + 15 min)	FLIGHTS DELAYED (STD + MORE THAN 15 Min)	% ON TIME	% DELAYED	NUMBER OF FLIGHTS DELAYED DUE TO									TOTAL DEPARTURES	
						AIRLINES					AIRPORT		WEATHER			ATC
						PASSENGER & BAGGAGE HANDLING (IATA CODES 11-18)	AIRCRAFT & RAMP HANDLING (IATA CODES 31-39)	TECHNICAL, AUTOMATED EQUIPMENT FAILURE (IATA CODES 41-48)	OPERATIONS, CREW (IATA CODES 61-69)	REACTIONARY REASONS (IATA CODES 91-96)	AIRPORT FACILITIES (IATA CODES 87,89)	AIRPORT SECURITY (IATA CODE 85)	DESTINATION AIRPORT BELOW MINIMA (IATA CODE 72)	DEPARTURE AERODROME BELOW MINIMA (IATA CODE 71)		ATFM (IATA CODES 81-84)
AI	315	155	160	49%	51%	2.00	0.00	3.00	26.00	68.00	4.00	0.00	1.00	0.00	56.00	160
G8	330	223	107	68%	32%	0.00	0.00	0.00	0.00	50.00	0.00	0.00	0.00	0.00	57.00	107
6E	1137	759	378	67%	33%	17.00	8.00	1.00	24.00	142.00	16.00	0.00	1.00	0.00	169.00	378
I5	48	34	14	71%	29%	0.00	0.00	0.00	0.00	8.00	0.00	0.00	0.00	0.00	6.00	14
SG	513	322	191	63%	37%	8.00	0.00	4.00	6.00	107.00	1.00	1.00	6.00	0.00	58.00	191
UK	321	213	108	66%	34%	0.00	0.00	0.00	2.00	38.00	0.00	0.00	5.00	0.00	63.00	108
2T	16	13	3	81%	19%	0.00	0.00	0.00	0.00	2.00	0.00	0.00	0.00	0.00	1.00	3
	<b>2680</b>	<b>1719</b>	<b>961</b>	<b>64%</b>	<b>36%</b>											



**MARCH 2020 ARRIVALS (1500 - 2300)**

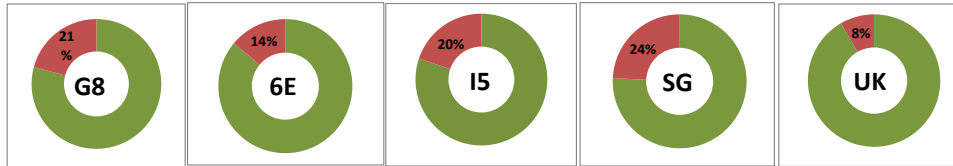
AIRLINES	TOTAL ARRIVALS	FLIGHTS ON TIME (STA + 15 min)	FLIGHTS DELAYED (STA + MORE THAN 15 Min)	% ON TIME	% DELAYED	NUMBER OF FLIGHTS DELAYED DUE TO									TOTAL ARRIVAL	
						AIRLINES					AIRPORT		WEATHER			ATC
						PASSENGER & BAGGAGE HANDLING (IATA CODES 11-18)	AIRCRAFT & RAMP HANDLING (IATA CODES 31-39)	TECHNICAL, AUTOMATED EQUIPMENT FAILURE (IATA CODES 41-48)	OPERATIONS, CREW (IATA CODES 61-69)	REACTIONARY REASONS (IATA CODES 91-96)	AIRPORT FACILITIES (IATA CODES 87,89)	AIRPORT SECURITY (IATA CODE 85)	DESTINATION AIRPORT BELOW MINIMA (IATA CODE 72)	DEPARTURE AERODROME BELOW MINIMA (IATA CODE 71)		ATFM (IATA CODES 81-84)
AI	423	249	174	59%	41%	-	-	-	-	-	-	-	-	-	-	-
G8	356	262	94	74%	26%	-	-	-	-	-	-	-	-	-	-	-
6E	1081	852	229	79%	21%	-	-	-	-	-	-	-	-	-	-	-
I5	94	76	18	81%	19%	-	-	-	-	-	-	-	-	-	-	-
SG	525	333	192	63%	37%	-	-	-	-	-	-	-	-	-	-	-
UK	353	223	130	63%	37%	-	-	-	-	-	-	-	-	-	-	-
2T	15	13	2	87%	13%	-	-	-	-	-	-	-	-	-	-	-
	<b>2847</b>	<b>2008</b>	<b>839</b>	<b>71%</b>	<b>29%</b>											



Delay Percentage

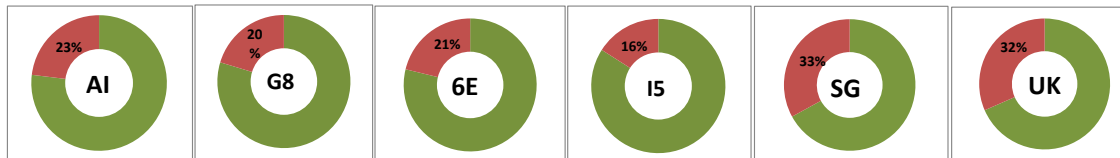
MARCH 2020 DEPARTURES (2300 - 0300)

AIRLINES	TOTAL DEPARTURES	FLIGHTS ON TIME (STD + 15 min)	FLIGHTS DELAYED (STD + MORE THAN 15 Min)	% ON TIME	% DELAYED	NUMBER OF FLIGHTS DELAYED DUE TO										TOTAL DEPARTURES
						AIRLINES					AIRPORT		WEATHER		ATC	
						PASSENGER & BAGGAGE HANDLING (IATA CODES 11-18)	AIRCRAFT & RAMP HANDLING (IATA CODES 31-39)	TECHNICAL, AUTOMATED EQUIPMENT FAILURE (IATA CODES 41-48)	OPERATIONS, CREW (IATA CODES 61-69)	REACTIONARY REASONS (IATA CODES 91-96)	AIRPORT FACILITIES (IATA CODES 87,89)	AIRPORT SECURITY (IATA CODE 85)	DESTINATION AIRPORT BELOW MINIMA (IATA CODE 72)	DEPARTURE AERODROME BELOW MINIMA (IATA CODE 71)	ATFM (IATA CODES 81-84)	
AI	0	0	0	0%	0%	0	0	0	0	0	0	0	0	0	0	0
G8	77	61	16	79%	21%	0	0	0	0	8	0	0	0	0	8	16
6E	165	142	23	86%	14%	0	0	1	2	12	0	0	0	0	8	23
I5	116	93	23	80%	20%	0	0	0	0	12	0	0	0	0	11	23
SG	99	75	24	76%	24%	0	0	1	1	20	0	0	0	0	2	24
UK	12	11	1	92%	8%	0	0	0	0	1	0	0	0	0	0	1
2T	0	0	0	0%	0%	0	0	0	0	0	0	0	0	0	0	0
	469	382	87	81%	19%											



MARCH 2020 ARRIVALS (2300 - 0300)

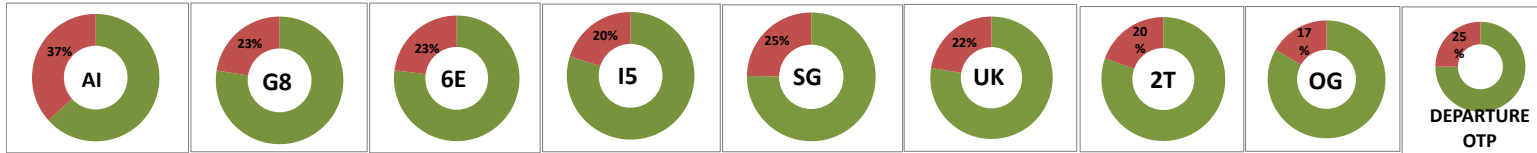
AIRLINES	TOTAL ARRIVALS	FLIGHTS ON TIME (STA + 15 min)	FLIGHTS DELAYED (STA + MORE THAN 15 Min)	% ON TIME	% DELAYED	NUMBER OF FLIGHTS DELAYED DUE TO										TOTAL ARRIVAL
						AIRLINES					AIRPORT		WEATHER		ATC	
						PASSENGER & BAGGAGE HANDLING (IATA CODES 11-18)	AIRCRAFT & RAMP HANDLING (IATA CODES 31-39)	TECHNICAL, AUTOMATED EQUIPMENT FAILURE (IATA CODES 41-48)	OPERATIONS, CREW (IATA CODES 61-69)	REACTIONARY REASONS (IATA CODES 91-96)	AIRPORT FACILITIES (IATA CODES 87,89)	AIRPORT SECURITY (IATA CODE 85)	DESTINATION AIRPORT BELOW MINIMA (IATA CODE 72)	DEPARTURE AERODROME BELOW MINIMA (IATA CODE 71)	ATFM (IATA CODES 81-84)	
AI	78	60	18	77%	23%	-	-	-	-	-	-	-	-	-	-	-
G8	118	94	24	80%	20%	-	-	-	-	-	-	-	-	-	-	-
6E	198	156	42	79%	21%	-	-	-	-	-	-	-	-	-	-	-
I5	94	79	15	84%	16%	-	-	-	-	-	-	-	-	-	-	-
SG	191	128	63	67%	33%	-	-	-	-	-	-	-	-	-	-	-
UK	57	39	18	68%	32%	-	-	-	-	-	-	-	-	-	-	-
2T	0	0	0	0%	0%	-	-	-	-	-	-	-	-	-	-	-
	736	556	180	76%	24%											



Delay Percentage

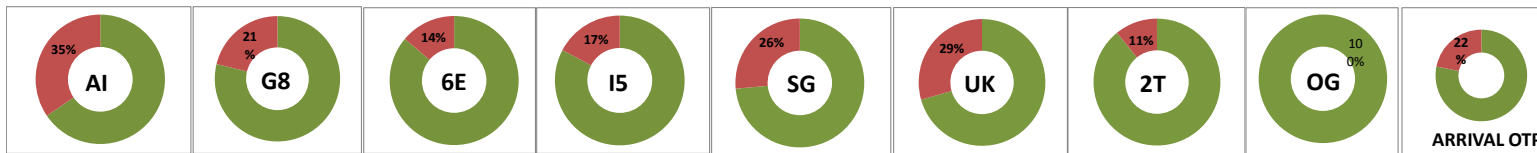
MARCH 2020 DEPARTURES

AIRLINES	TOTAL DEPARTURES	FLIGHTS ON TIME (STD + 15 min)	FLIGHTS DELAYED (STD + MORE THAN 15 Min)	% ON TIME	% DELAYED	NUMBER OF FLIGHTS DELAYED DUE TO										TOTAL DEPARTURES
						AIRLINES					AIRPORT		WEATHER		ATC	
						PASSENGER & BAGGAGE HANDLING (IATA CODES 11-18)	AIRCRAFT & RAMP HANDLING (IATA CODES 31-39)	TECHNICAL AUTOMATED EQUIPMENT FAILURE (IATA CODES 41-48)	OPERATIONS, CREW (IATA CODES 61-69)	REACTIONARY REASONS (IATA CODES 91-96)	AIRPORT FACILITIES (IATA CODES 87,89)	AIRPORT SECURITY (IATA CODE 85)	DESTINATION AIRPORT BELOW MINIMA (IATA CODE 72)	DEPARTURE AERODROME BELOW MINIMA (IATA CODE 71)	ATFM (IATA CODES 81-84)	
AI	946	599	347	63%	37%	16.00	2.00	7.00	57.00	141.00	9.00	4.00	1.00	0.00	110.00	347
G8	799	619	180	77%	23%	0.00	0.00	0.00	0.00	85.00	0.00	0.00	0.00	0.00	95.00	180
6E	2644	2038	606	77%	23%	27.00	8.00	3.00	40.00	230.00	29.00	0.00	2.00	0.00	267.00	606
IS	284	227	57	80%	20%	0.00	0.00	0.00	0.00	33.00	0.00	0.00	0.00	0.00	24.00	57
SG	1408	1059	349	75%	25%	10.00	3.00	11.00	15.00	194.00	3.00	1.00	8.00	0.00	104.00	349
UK	744	577	167	78%	22%	0.00	0.00	0.00	6.00	52.00	0.00	0.00	6.00	0.00	103.00	167
2T	46	37	9	80%	20%	0.00	0.00	0.00	0.00	6.00	0.00	0.00	0.00	0.00	3.00	9
OG	12	10	2	83%	17%	0.00	0.00	0.00	0.00	2.00	0.00	0.00	0.00	0.00	0.00	2
	6883	5166	1717	75%	25%											



MARCH 2020 ARRIVALS

AIRLINES	TOTAL ARRIVALS	FLIGHTS ON TIME (STA + 15 min)	FLIGHTS DELAYED (STA + MORE THAN 15 Min)	% ON TIME	% DELAYED	NUMBER OF FLIGHTS DELAYED DUE TO										TOTAL ARRIVAL
						AIRLINES					AIRPORT		WEATHER		ATC	
						PASSENGER & BAGGAGE HANDLING (IATA CODES 11-18)	AIRCRAFT & RAMP HANDLING (IATA CODES 31-39)	TECHNICAL AUTOMATED EQUIPMENT FAILURE (IATA CODES 41-48)	OPERATIONS, CREW (IATA CODES 61-69)	REACTIONARY REASONS (IATA CODES 91-96)	AIRPORT FACILITIES (IATA CODES 87,89)	AIRPORT SECURITY (IATA CODE 85)	DESTINATION AIRPORT BELOW MINIMA (IATA CODE 72)	DEPARTURE AERODROME BELOW MINIMA (IATA CODE 71)	ATFM (IATA CODES 81-84)	
AI	950	622	328	65%	35%	-	-	-	-	-	-	-	-	-	-	-
G8	801	631	170	79%	21%	-	-	-	-	-	-	-	-	-	-	-
6E	2658	2290	368	86%	14%	-	-	-	-	-	-	-	-	-	-	-
IS	284	235	49	83%	17%	-	-	-	-	-	-	-	-	-	-	-
SG	1408	1036	372	74%	26%	-	-	-	-	-	-	-	-	-	-	-
UK	742	524	218	71%	29%	-	-	-	-	-	-	-	-	-	-	-
2T	46	41	5	89%	11%	-	-	-	-	-	-	-	-	-	-	-
OG	12	12	0	100%	0%	-	-	-	-	-	-	-	-	-	-	-
	6901	5391	1510	78%	22%											



Delay Percentage

Note: 1)77% OTP includes Non Airport Factors  
2)90% OTP is After excluding Non Airport Factors