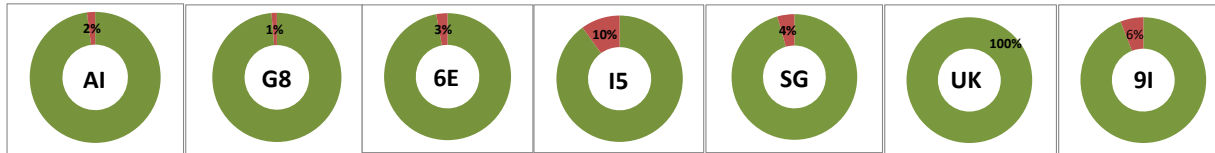


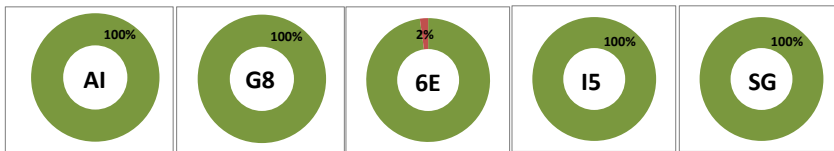
JULY 2021 DEPARTURES (0300 - 0900)

AIRLINES	TOTAL DEPARTURES	FLIGHTS ON TIME (STD + 15 min)	FLIGHTS DELAYED (STD + MORE THAN 15 Min)	% ON TIME	% DELAYED	NUMBER OF FLIGHTS DELAYED DUE TO										TOTAL DEPARTURE DELAY
						AIRLINES					AIRPORT		WEATHER		ATC	
						PASSENGER & BAGGAGE HANDLING (IATA CODES 11-18)	AIRCRAFT & RAMP HANDLING (IATA CODES 31-39)	TECHNICAL, AUTOMATED EQUIPMENT FAILURE (IATA CODES 41-48)	OPERATIONS, CREW (IATA CODES 61-69)	REACTIONARY REASONS (IATA CODES 91-96)	AIRPORT FACILITIES (IATA CODES 87,89)	AIRPORT SECURITY (IATA CODE 85)	DESTINATION AIRPORT BELOW MINIMA (IATA CODE 72)	DEPARTURE AERODROME BELOW MINIMA (IATA CODE 71)	ATFM (IATA CODES 81-84)	
AI	200	195	5	98%	2%	1.00	0.00	0.00	0.00	0.00	0.00	0.00	0.00	4.00	0.00	5
G8	149	147	2	99%	1%	0.00	0.00	0.00	0.00	1.00	0.00	0.00	1.00	0.00	0.00	2
6E	351	341	10	97%	3%	0.00	0.00	1.00	4.00	0.00	0.00	0.00	3.00	0.00	2.00	10
I5	20	18	2	90%	10%	0.00	0.00	0.00	0.00	2.00	0.00	0.00	0.00	0.00	0.00	2
SG	114	109	5	96%	4%	1.00	0.00	0.00	1.00	0.00	0.00	0.00	3.00	0.00	0.00	5
UK	79	79	0	100%	0%	0.00	0.00	0.00	0.00	0.00	0.00	0.00	0.00	0.00	0.00	0
9I	17	16	1	94%	6%	0.00	0.00	1.00	0.00	0.00	0.00	0.00	0.00	0.00	0.00	1
IX	0	0	0	0%	0%	0.00	0.00	0.00	0.00	0.00	0.00	0.00	0.00	0.00	0.00	0
ZT	0	0	0	0%	0%	0.00	0.00	0.00	0.00	0.00	0.00	0.00	0.00	0.00	0.00	0
OG	0	0	0	0%	0%	0.00	0.00	0.00	0.00	0.00	0.00	0.00	0.00	0.00	0.00	0
	930	905	25	97%	3%											



JULY 2021 ARRIVALS (0300 - 0900)

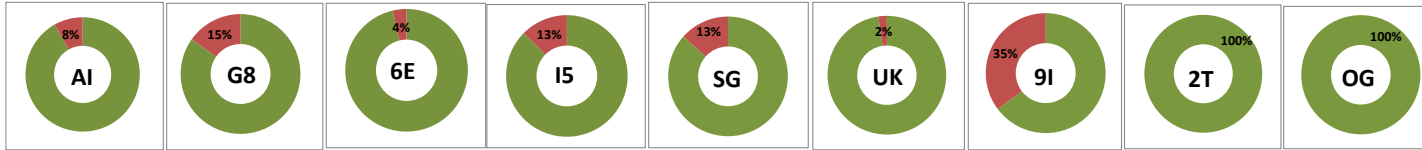
AIRLINES	TOTAL ARRIVALS	FLIGHTS ON TIME (STA + 15 min)	FLIGHTS DELAYED (STA + MORE THAN 15 Min)	% ON TIME	% DELAYED	NUMBER OF FLIGHTS DELAYED DUE TO										
						AIRLINES					AIRPORT		WEATHER		ATC	
						PASSENGER & BAGGAGE HANDLING (IATA CODES 11-18)	AIRCRAFT & RAMP HANDLING (IATA CODES 31-39)	TECHNICAL, AUTOMATED EQUIPMENT FAILURE (IATA CODES 41-48)	OPERATIONS, CREW (IATA CODES 61-69)	REACTIONARY REASONS (IATA CODES 91-96)	AIRPORT FACILITIES (IATA CODES 87,89)	AIRPORT SECURITY (IATA CODE 85)	DESTINATION AIRPORT BELOW MINIMA (IATA CODE 72)	DEPARTURE AERODROME BELOW MINIMA (IATA CODE 71)	ATFM (IATA CODES 81-84)	
AI	27	27	0	100%	0%	-	-	-	-	-	-	-	-	-	-	-
G8	4	4	0	100%	0%	-	-	-	-	-	-	-	-	-	-	-
6E	93	91	2	98%	2%	-	-	-	-	-	-	-	-	-	-	-
I5	12	12	0	100%	0%	-	-	-	-	-	-	-	-	-	-	-
SG	16	16	0	100%	0%	-	-	-	-	-	-	-	-	-	-	-
UK	0	0	0	0%	0%	-	-	-	-	-	-	-	-	-	-	-
9I	0	0	0	0%	0%	-	-	-	-	-	-	-	-	-	-	-
IX	0	0	0	0%	0%	-	-	-	-	-	-	-	-	-	-	-
ZT	0	0	0	0%	0%	-	-	-	-	-	-	-	-	-	-	-
OG	0	0	0	0%	0%	-	-	-	-	-	-	-	-	-	-	-
	152	150	2	99%	1%											



Delay Percentage

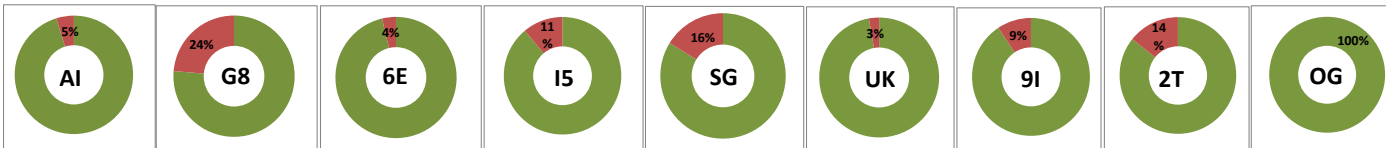
JULY 2021 DEPARTURES (0900 - 1500)

AIRLINES	TOTAL DEPARTURES	FLIGHTS ON TIME (STD + 15 min)	FLIGHTS DELAYED (STD + MORE THAN 15 Min)	% ON TIME	% DELAYED	NUMBER OF FLIGHTS DELAYED DUE TO										TOTAL DEPARTURE DELAY
						AIRLINES					AIRPORT		WEATHER		ATC	
						PASSENGER & BAGGAGE HANDLING (IATA CODES 11-18)	AIRCRAFT & RAMP HANDLING (IATA CODES 31-39)	TECHNICAL, AUTOMATED EQUIPMENT FAILURE (IATA CODES 41-48)	OPERATIONS, CREW (IATA CODES 61-69)	REACTIONARY REASONS (IATA CODES 91-96)	AIRPORT FACILITIES (IATA CODES 87,89)	IMMIGRATION, CUSTOMS, HEALTH (IATA CODE 85/86)	DESTINATION AIRPORT BELOW MINIMA (IATA CODE 72)	DEPARTURE AERODROME BELOW MINIMA (IATA CODE 71)	ATFM (IATA CODES 81-84)	
AI	270	248	22	92%	8%	1.00	1.00	3.00	2.00	2.00	2.00	0.00	1.00	7.00	3.00	22
G8	99	84	15	85%	15%	0.00	0.00	0.00	12.00	0.00	0.00	0.00	0.00	3.00	0.00	15
6E	1037	999	38	96%	4%	0.00	2.00	1.00	7.00	10.00	1.00	0.00	4.00	11.00	2.00	38
IS	16	14	2	87%	13%	0.00	0.00	0.00	0.00	2.00	0.00	0.00	0.00	0.00	0.00	2
SG	127	110	17	87%	13%	0.00	1.00	2.00	3.00	6.00	0.00	0.00	5.00	0.00	0.00	17
UK	217	212	5	98%	2%	0.00	0.00	1.00	3.00	1.00	0.00	0.00	0.00	0.00	0.00	5
9I	17	11	6	65%	35%	0.00	0.00	0.00	0.00	3.00	0.00	0.00	3.00	0.00	0.00	6
IX	0	0	0	0%	0%	0.00	0.00	0.00	0.00	0.00	0.00	0.00	0.00	0.00	0.00	0
2T	7	7	0	100%	0%	0.00	0.00	0.00	0.00	0.00	0.00	0.00	0.00	0.00	0.00	0
OG	16	16	0	100%	0%	0.00	0.00	0.00	0.00	0.00	0.00	0.00	0.00	0.00	0.00	0
	1806	1701	105	94%	6%											



JULY 2021 ARRIVALS (0900 - 1500)

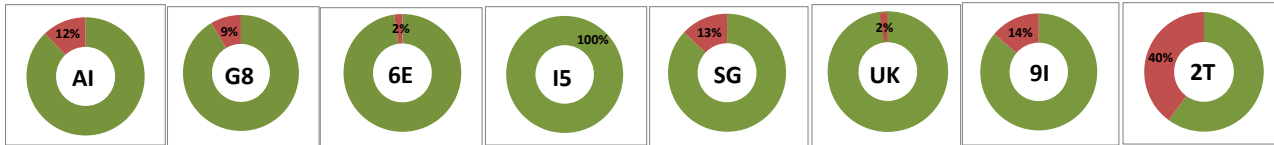
AIRLINES	TOTAL ARRIVALS	FLIGHTS ON TIME (STA + 15 min)	FLIGHTS DELAYED (STA + MORE THAN 15 Min)	% ON TIME	% DELAYED	NUMBER OF FLIGHTS DELAYED DUE TO										
						AIRLINES					AIRPORT		WEATHER		ATC	
						PASSENGER & BAGGAGE HANDLING (IATA CODES 11-18)	AIRCRAFT & RAMP HANDLING (IATA CODES 31-39)	TECHNICAL, AUTOMATED EQUIPMENT FAILURE (IATA CODES 41-48)	OPERATIONS, CREW (IATA CODES 61-69)	REACTIONARY REASONS (IATA CODES 91-96)	AIRPORT FACILITIES (IATA CODES 87,89)	AIRPORT SECURITY (IATA CODE 85)	DESTINATION AIRPORT BELOW MINIMA (IATA CODE 72)	DEPARTURE AERODROME BELOW MINIMA (IATA CODE 71)	ATFM (IATA CODES 81-84)	
AI	187	178	9	95%	5%	-	-	-	-	-	-	-	-	-	-	-
G8	148	113	35	76%	24%	-	-	-	-	-	-	-	-	-	-	-
6E	780	751	29	96%	4%	-	-	-	-	-	-	-	-	-	-	-
IS	18	16	2	89%	11%	-	-	-	-	-	-	-	-	-	-	-
SG	111	93	18	84%	16%	-	-	-	-	-	-	-	-	-	-	-
UK	218	212	6	97%	3%	-	-	-	-	-	-	-	-	-	-	-
9I	32	29	3	91%	9%	-	-	-	-	-	-	-	-	-	-	-
IX	0	0	0	0%	0%	-	-	-	-	-	-	-	-	-	-	-
2T	7	6	1	86%	14%	-	-	-	-	-	-	-	-	-	-	-
OG	16	16	0	100%	0%	-	-	-	-	-	-	-	-	-	-	-
	1517	1414	103	93%	7%											



Delay Percentage

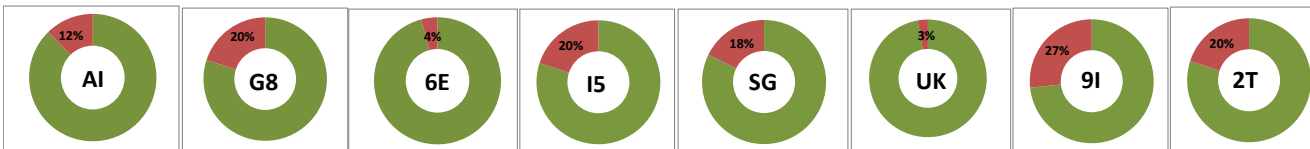
JULY 2021 DEPARTURES (1500 - 2300)

AIRLINES	TOTAL DEPARTURES	FLIGHTS ON TIME (STD + 15 min)	FLIGHTS DELAYED (STD + MORE THAN 15 Min)	% ON TIME	% DELAYED	NUMBER OF FLIGHTS DELAYED DUE TO										TOTAL DEPARTURE DELAY
						AIRLINES					AIRPORT		WEATHER		ATC	
						PASSENGER & BAGGAGE HANDLING (IATA CODES 11-18)	AIRCRAFT & RAMP HANDLING (IATA CODES 31-39)	TECHNICAL, AUTOMATED EQUIPMENT FAILURE (IATA CODES 41-48)	OPERATIONS, CREW (IATA CODES 61-69)	REACTIONARY REASONS (IATA CODES 91-96)	AIRPORT FACILITIES (IATA CODES 87,89)	IMMIGRATION, CUSTOMS, HEALTH (IATA CODE 86)	DESTINATION AIRPORT BELOW MINIMA (IATA CODE 72)	DEPARTURE AERODROME BELOW MINIMA (IATA CODE 71)	ATFM (IATA CODES 81-84)	
AI	240	210	30	88%	12%	1.00	3.00	2.00	8.00	13.00	0.00	0.00	0.00	0.00	3.00	30
G8	82	75	7	91%	9%	0.00	0.00	0.00	7.00	0.00	0.00	0.00	0.00	0.00	0.00	7
6E	897	877	20	98%	2%	2.00	0.00	0.00	6.00	4.00	2.00	0.00	0.00	0.00	6.00	20
IS	4	4	0	100%	0%	0.00	0.00	0.00	0.00	0.00	0.00	0.00	0.00	0.00	0.00	0
SG	92	80	12	87%	13%	0.00	0.00	1.00	0.00	9.00	0.00	0.00	1.00	1.00	0.00	12
UK	211	206	5	98%	2%	0.00	1.00	1.00	1.00	1.00	0.00	0.00	1.00	0.00	0.00	5
9I	29	25	4	86%	14%	0.00	0.00	0.00	0.00	2.00	0.00	0.00	2.00	0.00	0.00	4
IX	0	0	0	0%	0%	0.00	0.00	0.00	0.00	0.00	0.00	0.00	0.00	0.00	0.00	0
2T	10	6	4	60%	40%	0.00	0.00	0.00	0.00	4.00	0.00	0.00	0.00	0.00	0.00	4
OG	0	0	0	0%	0%	0.00	0.00	0.00	0.00	0.00	0.00	0.00	0.00	0.00	0.00	0
	1565	1483	82	95%	5%											



JULY 2021 ARRIVALS (1500 - 2300)

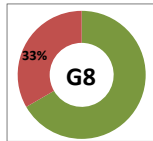
AIRLINES	TOTAL ARRIVALS	FLIGHTS ON TIME (STA + 15 min)	FLIGHTS DELAYED (STA + MORE THAN 15 Min)	% ON TIME	% DELAYED	NUMBER OF FLIGHTS DELAYED DUE TO										
						AIRLINES					AIRPORT		WEATHER		ATC	
						PASSENGER & BAGGAGE HANDLING (IATA CODES 11-18)	AIRCRAFT & RAMP HANDLING (IATA CODES 31-39)	TECHNICAL, AUTOMATED EQUIPMENT FAILURE (IATA CODES 41-48)	OPERATIONS, CREW (IATA CODES 61-69)	REACTIONARY REASONS (IATA CODES 91-96)	AIRPORT FACILITIES (IATA CODES 87,89)	AIRPORT SECURITY (IATA CODE 85)	DESTINATION AIRPORT BELOW MINIMA (IATA CODE 72)	DEPARTURE AERODROME BELOW MINIMA (IATA CODE 71)	ATFM (IATA CODES 81-84)	
AI	405	355	50	88%	12%	-	-	-	-	-	-	-	-	-	-	-
G8	190	152	38	80%	20%	-	-	-	-	-	-	-	-	-	-	-
6E	1249	1197	52	96%	4%	-	-	-	-	-	-	-	-	-	-	-
IS	5	4	1	80%	20%	-	-	-	-	-	-	-	-	-	-	-
SG	186	153	33	82%	18%	-	-	-	-	-	-	-	-	-	-	-
UK	285	277	8	97%	3%	-	-	-	-	-	-	-	-	-	-	-
9I	30	22	8	73%	27%	-	-	-	-	-	-	-	-	-	-	-
IX	0	0	0	0%	0%	-	-	-	-	-	-	-	-	-	-	-
2T	10	8	2	80%	20%	-	-	-	-	-	-	-	-	-	-	-
OG	0	0	0	0%	0%	-	-	-	-	-	-	-	-	-	-	-
	2360	2168	192	92%	8%											



Delay Percentage

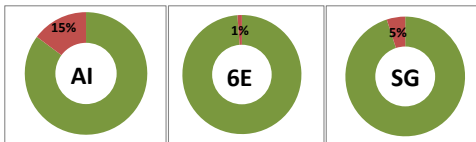
JULY 2021 DEPARTURES (2300 - 0300)

AIRLINES	TOTAL DEPARTURES	FLIGHTS ON TIME (STD + 15 min)	FLIGHTS DELAYED (STD + MORE THAN 15 Min)	% ON TIME	% DELAYED	NUMBER OF FLIGHTS DELAYED DUE TO										TOTAL DEPARTURE DELAY
						AIRLINES					AIRPORT		WEATHER		ATC	
						PASSENGER & BAGGAGE HANDLING (IATA CODES 11-18)	AIRCRAFT & RAMP HANDLING (IATA CODES 31-39)	TECHNICAL, AUTOMATED EQUIPMENT FAILURE (IATA CODES 41-48)	OPERATIONS, CREW (IATA CODES 61-69)	REACTIONARY REASONS (IATA CODES 91-96)	AIRPORT FACILITIES (IATA CODES 87,89)	IMMIGRATION, CUSTOMS, HEALTH (IATA CODE 86)	DESTINATION AIRPORT BELOW MINIMA (IATA CODE 72)	DEPARTURE AERODROME BELOW MINIMA (IATA CODE 71)	ATFM (IATA CODES 81-84)	
AI	0	0	0	0%	0%	0.00	0.00	0.00	0.00	0.00	0.00	0.00	0.00	0.00	0.00	0
G8	9	6	3	67%	33%	0.00	0.00	0.00	3.00	0.00	0.00	0.00	0.00	0.00	0.00	3
6E	0	0	0	0%	0%	0.00	0.00	0.00	0.00	0.00	0.00	0.00	0.00	0.00	0.00	0
I5	0	0	0	0%	0%	0.00	0.00	0.00	0.00	0.00	0.00	0.00	0.00	0.00	0.00	0
SG	0	0	0	0%	0%	0.00	0.00	0.00	0.00	0.00	0.00	0.00	0.00	0.00	0.00	0
UK	0	0	0	0%	0%	0.00	0.00	0.00	0.00	0.00	0.00	0.00	0.00	0.00	0.00	0
9I	0	0	0	0%	0%	0.00	0.00	0.00	0.00	0.00	0.00	0.00	0.00	0.00	0.00	0
IX	0	0	0	0%	0%	0.00	0.00	0.00	0.00	0.00	0.00	0.00	0.00	0.00	0.00	0
ZT	0	0	0	0%	0%	0.00	0.00	0.00	0.00	0.00	0.00	0.00	0.00	0.00	0.00	0
OG	0	0	0	0%	0%	0.00	0.00	0.00	0.00	0.00	0.00	0.00	0.00	0.00	0.00	0
9	6	3	3	67%	33%											



JULY 2021 ARRIVALS (2300 - 0300)

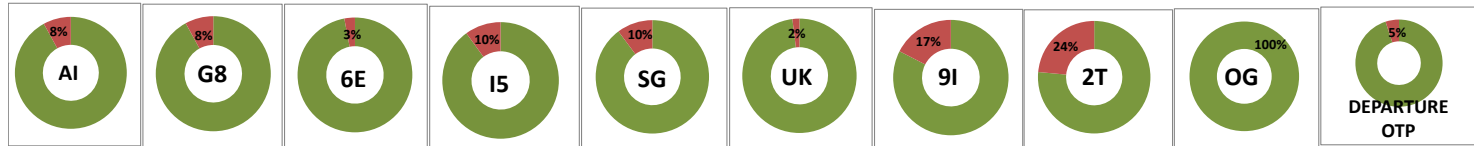
AIRLINES	TOTAL ARRIVALS	FLIGHTS ON TIME (STA + 15 min)	FLIGHTS DELAYED (STA + MORE THAN 15 Min)	% ON TIME	% DELAYED	NUMBER OF FLIGHTS DELAYED DUE TO										
						AIRLINES					AIRPORT		WEATHER		ATC	
						PASSENGER & BAGGAGE HANDLING (IATA CODES 11-18)	AIRCRAFT & RAMP HANDLING (IATA CODES 31-39)	TECHNICAL, AUTOMATED EQUIPMENT FAILURE (IATA CODES 41-48)	OPERATIONS, CREW (IATA CODES 61-69)	REACTIONARY REASONS (IATA CODES 91-96)	AIRPORT FACILITIES (IATA CODES 87,89)	AIRPORT SECURITY (IATA CODE 85)	DESTINATION AIRPORT BELOW MINIMA (IATA CODE 72)	DEPARTURE AERODROME BELOW MINIMA (IATA CODE 71)	ATFM (IATA CODES 81-84)	
AI	81	69	12	85%	15%	-	-	-	-	-	-	-	-	-	-	-
G8	1	1	0	100%	0%	-	-	-	-	-	-	-	-	-	-	-
6E	166	164	2	99%	1%	-	-	-	-	-	-	-	-	-	-	-
I5	3	3	0	100%	0%	-	-	-	-	-	-	-	-	-	-	-
SG	20	19	1	95%	5%	-	-	-	-	-	-	-	-	-	-	-
UK	2	2	0	100%	0%	-	-	-	-	-	-	-	-	-	-	-
9I	0	0	0	0%	0%	-	-	-	-	-	-	-	-	-	-	-
IX	0	0	0	0%	0%	-	-	-	-	-	-	-	-	-	-	-
ZT	0	0	0	0%	0%	-	-	-	-	-	-	-	-	-	-	-
OG	0	0	0	0%	0%	-	-	-	-	-	-	-	-	-	-	-
273	258	15	15	95%	5%											



Delay Percentage

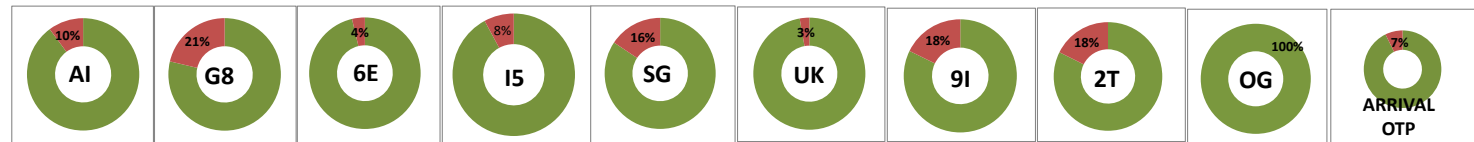
JULY 2021 DEPARTURES

AIRLINES	TOTAL DEPARTURES	FLIGHTS ON TIME (STD + 15 min)	FLIGHTS DELAYED (STD + MORE THAN 15 Min)	% ON TIME	% DELAYED	NUMBER OF FLIGHTS DELAYED DUE TO										TOTAL DEPARTURE DELAY
						AIRLINES					AIRPORT		WEATHER		ATC	
						PASSENGER & BAGGAGE HANDLING (IATA CODES 11-18)	AIRCRAFT & RAMP HANDLING (IATA CODES 31-39)	TECHNICAL AUTOMATED EQUIPMENT FAILURE (IATA CODES 41-48)	OPERATIONS, CREW (IATA CODES 61-69)	REACTIONARY REASONS (IATA CODES 91-96)	AIRPORT FACILITIES (IATA CODES 87,89)	IMMIGRATION, CUSTOMS, HEALTH (IATA CODE 86)	DESTINATION AIRPORT BELOW MINIMA (IATA CODE 72)	DEPARTURE AERODROME BELOW MINIMA (IATA CODE 71)	ATFM (IATA CODES 81-84)	
AI	710	653	57	92%	8%	3.00	4.00	5.00	10.00	15.00	2.00	0.00	1.00	11.00	6.00	57
G8	339	312	27	92%	8%	0.00	0.00	0.00	22.00	1.00	0.00	0.00	1.00	3.00	0.00	27
6E	2285	2217	68	97%	3%	2.00	2.00	2.00	17.00	14.00	3.00	0.00	7.00	11.00	10.00	68
IS	40	36	4	90%	10%	0.00	0.00	0.00	0.00	4.00	0.00	0.00	0.00	0.00	0.00	4
SG	333	299	34	90%	10%	1.00	1.00	3.00	4.00	15.00	0.00	0.00	9.00	1.00	0.00	34
UK	507	497	10	98%	2%	0.00	1.00	2.00	4.00	2.00	0.00	0.00	1.00	0.00	0.00	10
9I	63	52	11	83%	17%	0.00	0.00	1.00	0.00	5.00	0.00	0.00	5.00	0.00	0.00	11
IX	0	0	0	0%	0%	0.00	0.00	0.00	0.00	0.00	0.00	0.00	0.00	0.00	0.00	0
2T	17	13	4	76%	24%	0.00	0.00	0.00	0.00	4.00	0.00	0.00	0.00	0.00	0.00	4
OG	16	16	0	100%	0%	0.00	0.00	0.00	0.00	0.00	0.00	0.00	0.00	0.00	0.00	0
	4310	4095	215	95%	5%											



JULY 2021 ARRIVALS

AIRLINES	TOTAL ARRIVALS	FLIGHTS ON TIME (STA + 15 min)	FLIGHTS DELAYED (STA + MORE THAN 15 Min)	% ON TIME	% DELAYED	NUMBER OF FLIGHTS DELAYED DUE TO										
						AIRLINES					AIRPORT		WEATHER		ATC	
						PASSENGER & BAGGAGE HANDLING (IATA CODES 11-18)	AIRCRAFT & RAMP HANDLING (IATA CODES 31-39)	TECHNICAL AUTOMATED EQUIPMENT FAILURE (IATA CODES 41-48)	OPERATIONS, CREW (IATA CODES 61-69)	REACTIONARY REASONS (IATA CODES 91-96)	AIRPORT FACILITIES (IATA CODES 87,89)	IMMIGRATION, CUSTOMS, HEALTH (IATA CODE 86)	DESTINATION AIRPORT BELOW MINIMA (IATA CODE 72)	DEPARTURE AERODROME BELOW MINIMA (IATA CODE 71)	ATFM (IATA CODES 81-84)	
AI	700	629	71	90%	10%	-	-	-	-	-	-	-	-	-	-	-
G8	343	270	73	79%	21%	-	-	-	-	-	-	-	-	-	-	-
6E	2288	2203	85	96%	4%	-	-	-	-	-	-	-	-	-	-	-
IS	38	35	3	92%	8%	-	-	-	-	-	-	-	-	-	-	-
SG	333	281	52	84%	16%	-	-	-	-	-	-	-	-	-	-	-
UK	505	491	14	97%	3%	-	-	-	-	-	-	-	-	-	-	-
9I	62	51	11	82%	18%	-	-	-	-	-	-	-	-	-	-	-
IX	0	0	0	0%	0%	-	-	-	-	-	-	-	-	-	-	-
2T	17	14	3	82%	18%	-	-	-	-	-	-	-	-	-	-	-
OG	16	16	0	100%	0%	-	-	-	-	-	-	-	-	-	-	-
	4302	3990	312	93%	7%											



Delay Percentage