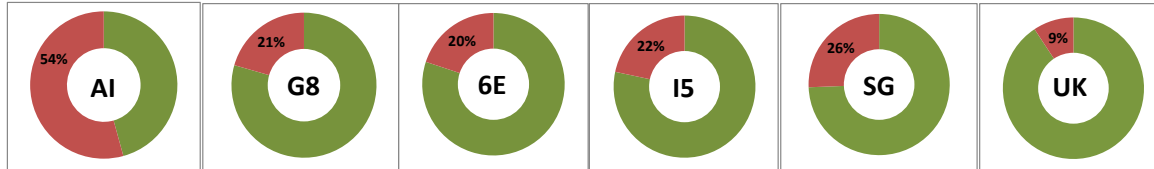


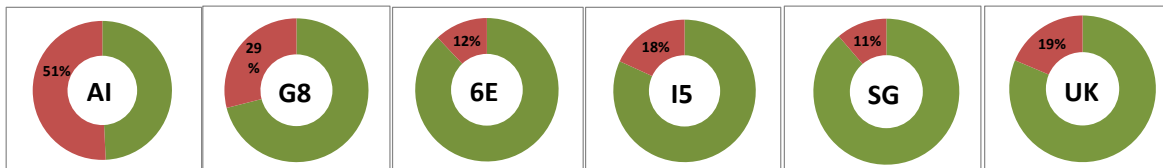
DECEMBER 2019 DEPARTURES (0300 - 0900)

AIRLINES	TOTAL DEPARTURES	FLIGHTS ON TIME (STD + 15 min)	FLIGHTS DELAYED (STD + MORE THAN 15 Min)	% ON TIME	% DELAYED	NUMBER OF FLIGHTS DELAYED DUE TO										TOTAL DEPARTURES
						AIRLINES					AIRPORT		WEATHER		ATC	
						PASSENGER & BAGGAGE HANDLING (IATA CODES 11-18)	AIRCRAFT & RAMP HANDLING (IATA CODES 31-39)	TECHNICAL, AUTOMATED EQUIPMENT FAILURE (IATA CODES 41-48)	OPERATIONS, CREW (IATA CODES 61-69)	REACTIONARY REASONS (IATA CODES 91-96)	AIRPORT FACILITIES (IATA CODES 87,89)	AIRPORT SECURITY (IATA CODE 85)	DESTINATION AIRPORT BELOW MINIMA (IATA CODE 72)	DEPARTURE AERODROME BELOW MINIMA (IATA CODE 71)	ATFM (IATA CODES 81-84)	
AI	501	229	272	46%	54%	29.00	15.00	15.00	29.00	82.00	28.00	15.00	12.00	0.00	47.00	272
G8	331	263	68	79%	21%	0.00	0.00	0.00	0.00	36.00	0.00	0.00	0.00	0.00	32.00	68
6E	708	567	141	80%	20%	9.00	2.00	0.00	12.00	54.00	7.00	0.00	15.00	0.00	42.00	141
I5	97	76	21	78%	22%	0.00	0.00	0.00	0.00	12.00	0.00	0.00	0.00	0.00	9.00	21
SG	484	360	124	74%	26%	4.00	1.00	5.00	9.00	66.00	7.00	0.00	18.00	0.00	14.00	124
UK	291	264	27	91%	9%	0.00	1.00	0.00	2.00	8.00	1.00	0.00	1.00	0.00	14.00	27
2T	0	0	0	0%	0%	0.00	0.00	0.00	0.00	0.00	0.00	0.00	0.00	0.00	0.00	0
	2412	1759	653	73%	27%											



DECEMBER 2019 ARRIVALS (0300 - 0900)

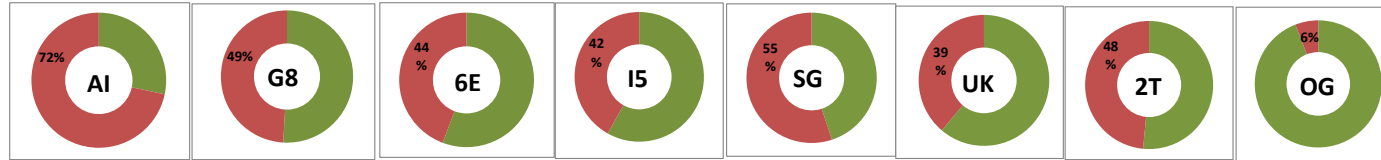
AIRLINES	TOTAL ARRIVALS	FLIGHTS ON TIME (STA + 15 min)	FLIGHTS DELAYED (STA + MORE THAN 15 Min)	% ON TIME	% DELAYED	NUMBER OF FLIGHTS DELAYED DUE TO										TOTAL ARRIVAL
						AIRLINES					AIRPORT		WEATHER		ATC	
						PASSENGER & BAGGAGE HANDLING (IATA CODES 11-18)	AIRCRAFT & RAMP HANDLING (IATA CODES 31-39)	TECHNICAL, AUTOMATED EQUIPMENT FAILURE (IATA CODES 41-48)	OPERATIONS, CREW (IATA CODES 61-69)	REACTIONARY REASONS (IATA CODES 91-96)	AIRPORT FACILITIES (IATA CODES 87,89)	AIRPORT SECURITY (IATA CODE 85)	DESTINATION AIRPORT BELOW MINIMA (IATA CODE 72)	DEPARTURE AERODROME BELOW MINIMA (IATA CODE 71)	ATFM (IATA CODES 81-84)	
AI	191	94	97	49%	51%	-	-	-	-	-	-	-	-	-	-	-
G8	152	108	44	71%	29%	-	-	-	-	-	-	-	-	-	-	-
6E	614	540	74	88%	12%	-	-	-	-	-	-	-	-	-	-	-
I5	66	54	12	82%	18%	-	-	-	-	-	-	-	-	-	-	-
SG	372	330	42	89%	11%	-	-	-	-	-	-	-	-	-	-	-
UK	118	96	22	81%	19%	-	-	-	-	-	-	-	-	-	-	-
2T	0	0	0	0%	0%	-	-	-	-	-	-	-	-	-	-	-
	1513	1222	291	81%	19%											



Delay Percentage

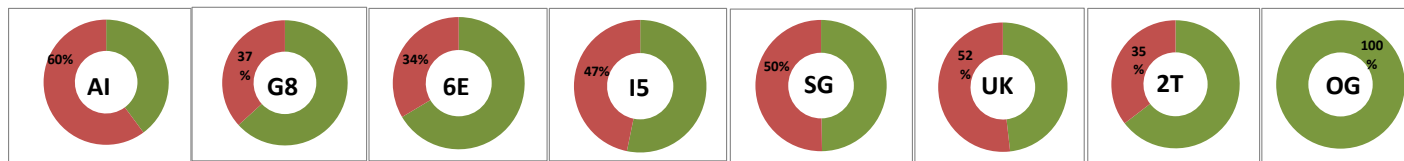
DECEMBER 2019 DEPARTURES (0900 - 1500)

AIRLINES	TOTAL DEPARTURES	FLIGHTS ON TIME (STD + 15 min)	FLIGHTS DELAYED (STD + MORE THAN 15 Min)	% ON TIME	% DELAYED	NUMBER OF FLIGHTS DELAYED DUE TO										TOTAL DEPARTURES
						AIRLINES					AIRPORT		WEATHER		ATC	
						PASSENGER & BAGGAGE HANDLING (IATA CODES 11-18)	AIRCRAFT & RAMP HANDLING (IATA CODES 31-39)	TECHNICAL AUTOMATED EQUIPMENT FAILURE (IATA CODES 41-48)	OPERATIONS, CREW (IATA CODES 61-69)	REACTIONARY REASONS (IATA CODES 91-96)	AIRPORT FACILITIES (IATA CODES 87,89)	AIRPORT SECURITY (IATA CODE 85)	DESTINATION AIRPORT BELOW MINIMA (IATA CODE 72)	DEPARTURE AERODROME BELOW MINIMA (IATA CODE 71)	ATFM (IATA CODES 81-84)	
AI	402	114	288	28%	72%	25.00	20.00	7.00	28.00	110.00	8.00	19.00	5.00	0.00	66.00	288
G8	273	139	134	51%	49%	0.00	0.00	0.00	0.00	72.00	0.00	0.00	0.00	0.00	62.00	134
6E	1156	645	511	56%	44%	25.00	12.00	6.00	40.00	193.00	41.00	2.00	11.00	0.00	181.00	511
I5	62	36	26	58%	42%	0.00	0.00	0.00	0.00	16.00	0.00	0.00	0.00	0.00	10.00	26
SG	674	303	371	45%	55%	12.00	7.00	15.00	25.00	242.00	5.00	1.00	14.00	0.00	50.00	371
UK	327	200	127	61%	39%	0.00	0.00	2.00	3.00	55.00	0.00	0.00	3.00	0.00	64.00	127
2T	33	17	16	52%	48%	0.00	0.00	0.00	0.00	12.00	0.00	0.00	0.00	0.00	4.00	16
OG	17	16	1	94%	6%	0.00	0.00	0.00	0.00	1.00	0.00	0.00	0.00	0.00	0.00	1
TOTAL	2944	1470	1474	50%	50%											



DECEMBER 2019 ARRIVALS (0900 - 1500)

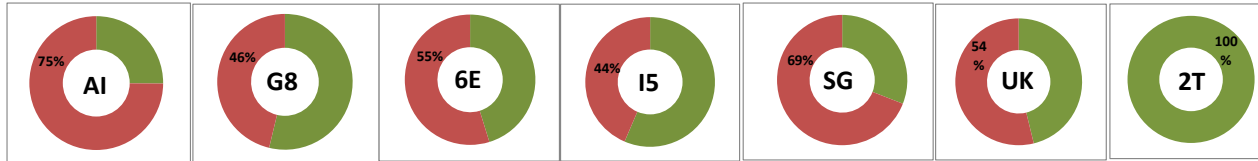
AIRLINES	TOTAL ARRIVALS	FLIGHTS ON TIME (STA + 15 min)	FLIGHTS DELAYED (STA + MORE THAN 15 Min)	% ON TIME	% DELAYED	NUMBER OF FLIGHTS DELAYED DUE TO										TOTAL ARRIVAL
						AIRLINES					AIRPORT		WEATHER		ATC	
						PASSENGER & BAGGAGE HANDLING (IATA CODES 11-18)	AIRCRAFT & RAMP HANDLING (IATA CODES 31-39)	TECHNICAL AUTOMATED EQUIPMENT FAILURE (IATA CODES 41-48)	OPERATIONS, CREW (IATA CODES 61-69)	REACTIONARY REASONS (IATA CODES 91-96)	AIRPORT FACILITIES (IATA CODES 87,89)	AIRPORT SECURITY (IATA CODE 85)	DESTINATION AIRPORT BELOW MINIMA (IATA CODE 72)	DEPARTURE AERODROME BELOW MINIMA (IATA CODE 71)	ATFM (IATA CODES 81-84)	
AI	487	194	293	40%	60%	-	-	-	-	-	-	-	-	-	-	-
G8	362	229	133	63%	37%	-	-	-	-	-	-	-	-	-	-	-
6E	1281	851	430	66%	34%	-	-	-	-	-	-	-	-	-	-	-
I5	62	33	29	53%	47%	-	-	-	-	-	-	-	-	-	-	-
SG	639	318	321	50%	50%	-	-	-	-	-	-	-	-	-	-	-
UK	390	188	202	48%	52%	-	-	-	-	-	-	-	-	-	-	-
2T	48	31	17	65%	35%	-	-	-	-	-	-	-	-	-	-	-
OG	17	17	0	100%	0%	-	-	-	-	-	-	-	-	-	-	-
TOTAL	3286	1861	1425	57%	43%											



Delay Percentage

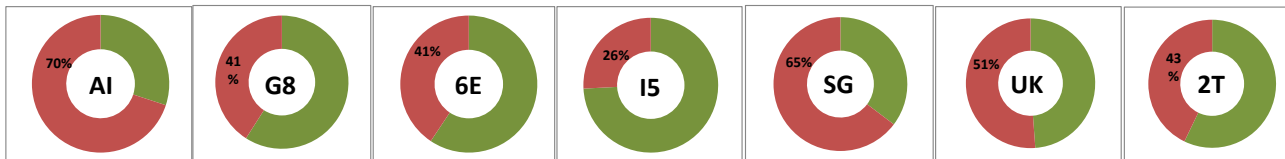
DECEMBER 2019 DEPARTURES (1500 - 2300)

AIRLINES	TOTAL DEPARTURES	FLIGHTS ON TIME (STD + 15 min)	FLIGHTS DELAYED (STD + MORE THAN 15 Min)	% ON TIME	% DELAYED	NUMBER OF FLIGHTS DELAYED DUE TO										TOTAL DEPARTURES
						AIRLINES					AIRPORT		WEATHER		ATC	
						PASSENGER & BAGGAGE HANDLING (IATA CODES 11-18)	AIRCRAFT & RAMP HANDLING (IATA CODES 31-39)	TECHNICAL, AUTOMATED EQUIPMENT FAILURE (IATA CODES 41-48)	OPERATIONS, CREW (IATA CODES 61-69)	REACTIONARY REASONS (IATA CODES 91-96)	AIRPORT FACILITIES (IATA CODES 87,89)	AIRPORT SECURITY (IATA CODE 85)	DESTINATION AIRPORT BELOW MINIMA (IATA CODE 72)	DEPARTURE AERODROME BELOW MINIMA (IATA CODE 71)	ATFM (IATA CODES 81-84)	
AI	462	116	346	25%	75%	18.00	4.00	9.00	49.00	167.00	7.00	4.00	4.00	0.00	84.00	346
G8	601	323	278	54%	46%	0.00	0.00	0.00	0.00	150.00	0.00	0.00	0.00	0.00	128.00	278
6E	1608	727	881	45%	55%	53.00	14.00	7.00	59.00	367.00	58.00	3.00	12.00	0.00	308.00	881
I5	62	35	27	56%	44%	0.00	0.00	0.00	0.00	16.00	0.00	0.00	0.00	0.00	11.00	27
SG	773	239	534	31%	69%	14.00	4.00	22.00	26.00	375.00	3.00	0.00	11.00	0.00	79.00	534
UK	496	229	267	46%	54%	1.00	0.00	1.00	6.00	106.00	0.00	0.00	4.00	0.00	149.00	267
2T	22	22	0	100%	0%	0.00	0.00	0.00	0.00	0.00	0.00	0.00	0.00	0.00	0.00	0
	4024	1691	2333	42%	58%											



DECEMBER 2019 ARRIVALS (1500 - 2300)

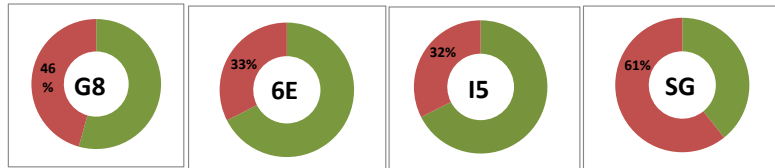
AIRLINES	TOTAL ARRIVALS	FLIGHTS ON TIME (STA + 15 min)	FLIGHTS DELAYED (STA + MORE THAN 15 Min)	% ON TIME	% DELAYED	NUMBER OF FLIGHTS DELAYED DUE TO										TOTAL ARRIVAL
						AIRLINES					AIRPORT		WEATHER		ATC	
						PASSENGER & BAGGAGE HANDLING (IATA CODES 11-18)	AIRCRAFT & RAMP HANDLING (IATA CODES 31-39)	TECHNICAL, AUTOMATED EQUIPMENT FAILURE (IATA CODES 41-48)	OPERATIONS, CREW (IATA CODES 61-69)	REACTIONARY REASONS (IATA CODES 91-96)	AIRPORT FACILITIES (IATA CODES 87,89)	AIRPORT SECURITY (IATA CODE 85)	DESTINATION AIRPORT BELOW MINIMA (IATA CODE 72)	DEPARTURE AERODROME BELOW MINIMA (IATA CODE 71)	ATFM (IATA CODES 81-84)	
AI	579	174	405	30%	70%	-	-	-	-	-	-	-	-	-	-	-
G8	574	339	235	59%	41%	-	-	-	-	-	-	-	-	-	-	-
6E	1516	900	616	59%	41%	-	-	-	-	-	-	-	-	-	-	-
I5	124	92	32	74%	26%	-	-	-	-	-	-	-	-	-	-	-
SG	751	265	486	35%	65%	-	-	-	-	-	-	-	-	-	-	-
UK	510	249	261	49%	51%	-	-	-	-	-	-	-	-	-	-	-
2T	7	4	3	57%	43%	-	-	-	-	-	-	-	-	-	-	-
	4061	2023	2038	50%	50%											



Delay Percentage

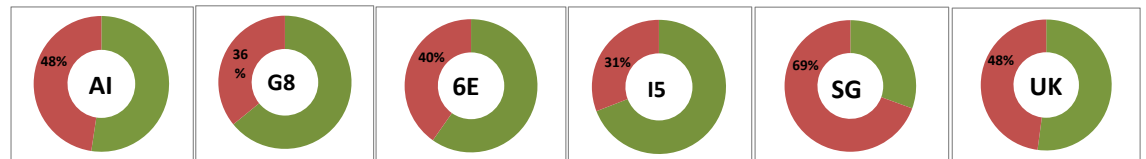
DECEMBER 2019 DEPARTURES (2300 - 0300)

AIRLINES	TOTAL DEPARTURES	FLIGHTS ON TIME (STD + 15 min)	FLIGHTS DELAYED (STD + MORE THAN 15 Min)	% ON TIME	% DELAYED	NUMBER OF FLIGHTS DELAYED DUE TO										TOTAL DEPARTURES	
						AIRLINES					AIRPORT		WEATHER		ATC		
						PASSENGER & BAGGAGE HANDLING (IATA CODES 11-18)	AIRCRAFT & RAMP HANDLING (IATA CODES 31-39)	TECHNICAL, AUTOMATED EQUIPMENT FAILURE (IATA CODES 41-48)	OPERATIONS, CREW (IATA CODES 61-69)	REACTIONARY REASONS (IATA CODES 91-96)	AIRPORT FACILITIES (IATA CODES 87,89)	AIRPORT SECURITY (IATA CODE 85)	DESTINATION AIRPORT BELOW MINIMA (IATA CODE 72)	DEPARTURE AERODROME BELOW MINIMA (IATA CODE 71)	ATFM (IATA CODES 81-84)		
AI	0	0	0	0%	0%	0	0	0	0	0	0	0	0	0	0	0	0
G8	92	50	42	54%	46%	0	0	0	0	23	0	0	0	0	0	19	42
6E	243	164	79	67%	33%	7	1	1	9	36	3	0	3	0	0	19	79
I5	154	104	50	68%	32%	0	0	0	0	28	0	0	0	0	22	50	50
SG	168	66	102	39%	61%	2	0	4	11	68	2	0	1	0	14	14	102
UK	0	0	0	0%	0%	0	0	0	0	0	0	0	0	0	0	0	0
2T	0	0	0	0%	0%	0	0	0	0	0	0	0	0	0	0	0	0
657	384	273	273	58%	42%												



DECEMBER 2019 ARRIVALS (2300 - 0300)

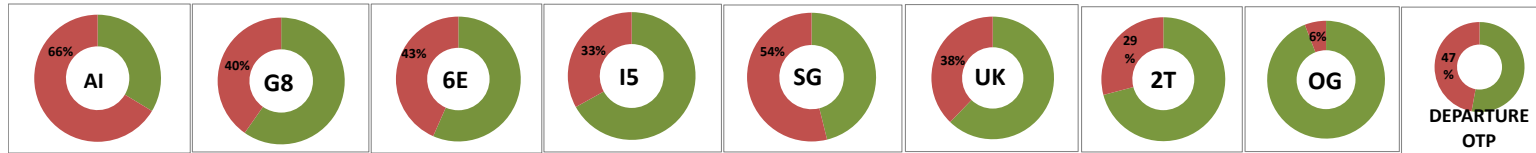
AIRLINES	TOTAL ARRIVALS	FLIGHTS ON TIME (STA + 15 min)	FLIGHTS DELAYED (STA + MORE THAN 15 Min)	% ON TIME	% DELAYED	NUMBER OF FLIGHTS DELAYED DUE TO										TOTAL ARRIVAL	
						AIRLINES					AIRPORT		WEATHER		ATC		
						PASSENGER & BAGGAGE HANDLING (IATA CODES 11-18)	AIRCRAFT & RAMP HANDLING (IATA CODES 31-39)	TECHNICAL, AUTOMATED EQUIPMENT FAILURE (IATA CODES 41-48)	OPERATIONS, CREW (IATA CODES 61-69)	REACTIONARY REASONS (IATA CODES 91-96)	AIRPORT FACILITIES (IATA CODES 87,89)	AIRPORT SECURITY (IATA CODE 85)	DESTINATION AIRPORT BELOW MINIMA (IATA CODE 72)	DEPARTURE AERODROME BELOW MINIMA (IATA CODE 71)	ATFM (IATA CODES 81-84)		
AI	105	55	50	52%	48%	-	-	-	-	-	-	-	-	-	-	-	-
G8	209	134	75	64%	36%	-	-	-	-	-	-	-	-	-	-	-	-
6E	303	181	122	60%	40%	-	-	-	-	-	-	-	-	-	-	-	-
I5	123	85	38	69%	31%	-	-	-	-	-	-	-	-	-	-	-	-
SG	334	102	232	31%	69%	-	-	-	-	-	-	-	-	-	-	-	-
UK	94	49	45	52%	48%	-	-	-	-	-	-	-	-	-	-	-	-
2T	0	0	0	0%	0%	-	-	-	-	-	-	-	-	-	-	-	-
1168	606	562	562	52%	48%												



Delay Percentage

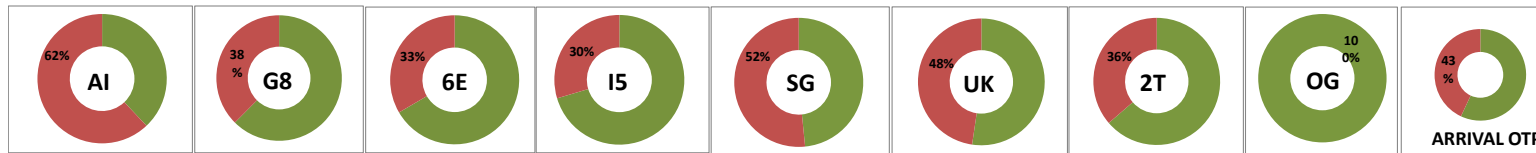
DECEMBER 2019 DEPARTURES

AIRLINES	TOTAL DEPARTURES	FLIGHTS ON TIME (STD + 15 min)	FLIGHTS DELAYED (STD + MORE THAN 15 Min)	% ON TIME	% DELAYED	NUMBER OF FLIGHTS DELAYED DUE TO										TOTAL DEPARTURES
						AIRLINES					AIRPORT		WEATHER		ATC	
						PASSENGER & BAGGAGE HANDLING (IATA CODES 11-18)	AIRCRAFT & RAMP HANDLING (IATA CODES 31-39)	TECHNICAL, AUTOMATED EQUIPMENT FAILURE (IATA CODES 41-48)	OPERATIONS, CREW (IATA CODES 61-69)	REACTIONARY REASONS (IATA CODES 91-96)	AIRPORT FACILITIES (IATA CODES 87,89)	AIRPORT SECURITY (IATA CODE 85)	DESTINATION AIRPORT BELOW MINIMA (IATA CODE 72)	DEPARTURE AERODROME BELOW MINIMA (IATA CODE 71)	ATFM (IATA CODES 81-84)	
AI	1365	459	906	34%	66%	72.00	39.00	31.00	106.00	359.00	43.00	38.00	21.00	0.00	197.00	906
G8	1297	775	522	60%	40%	0.00	0.00	0.00	0.00	281.00	0.00	0.00	0.00	0.00	241.00	522
6E	3715	2103	1612	57%	43%	94.00	29.00	14.00	120.00	650.00	109.00	5.00	41.00	0.00	550.00	1612
I5	375	251	124	67%	33%	0.00	0.00	0.00	0.00	72.00	0.00	0.00	0.00	0.00	52.00	124
SG	2099	968	1131	46%	54%	32.00	12.00	46.00	71.00	751.00	17.00	1.00	44.00	0.00	157.00	1131
UK	1114	693	421	62%	38%	1.00	1.00	3.00	11.00	169.00	1.00	0.00	8.00	0.00	227.00	421
2T	55	39	16	71%	29%	0.00	0.00	0.00	0.00	12.00	0.00	0.00	0.00	0.00	4.00	16
OG	17	16	1	94%	6%	0.00	0.00	0.00	0.00	1.00	0.00	0.00	0.00	0.00	0.00	1
	10037	5304	4733	53%	47%											



DECEMBER 2019 ARRIVALS

AIRLINES	TOTAL ARRIVALS	FLIGHTS ON TIME (STA + 15 min)	FLIGHTS DELAYED (STA + MORE THAN 15 Min)	% ON TIME	% DELAYED	NUMBER OF FLIGHTS DELAYED DUE TO										TOTAL ARRIVAL
						AIRLINES					AIRPORT		WEATHER		ATC	
						PASSENGER & BAGGAGE HANDLING (IATA CODES 11-18)	AIRCRAFT & RAMP HANDLING (IATA CODES 31-39)	TECHNICAL, AUTOMATED EQUIPMENT FAILURE (IATA CODES 41-48)	OPERATIONS, CREW (IATA CODES 61-69)	REACTIONARY REASONS (IATA CODES 91-96)	AIRPORT FACILITIES (IATA CODES 87,89)	AIRPORT SECURITY (IATA CODE 85)	DESTINATION AIRPORT BELOW MINIMA (IATA CODE 72)	DEPARTURE AERODROME BELOW MINIMA (IATA CODE 71)	ATFM (IATA CODES 81-84)	
AI	1362	517	845	38%	62%	-	-	-	-	-	-	-	-	-	-	-
G8	1297	810	487	62%	38%	-	-	-	-	-	-	-	-	-	-	-
6E	3714	2472	1242	67%	33%	-	-	-	-	-	-	-	-	-	-	-
I5	375	264	111	70%	30%	-	-	-	-	-	-	-	-	-	-	-
SG	2096	1015	1081	48%	52%	-	-	-	-	-	-	-	-	-	-	-
UK	1112	582	530	52%	48%	-	-	-	-	-	-	-	-	-	-	-
2T	55	35	20	64%	36%	-	-	-	-	-	-	-	-	-	-	-
OG	17	17	0	100%	0%	-	-	-	-	-	-	-	-	-	-	-
	10028	5712	4316	57%	43%											



Delay Percentage

Note: 1)57% OTP includes Non Airport Factors
2)83% OTP is After excluding Non Airport Factors