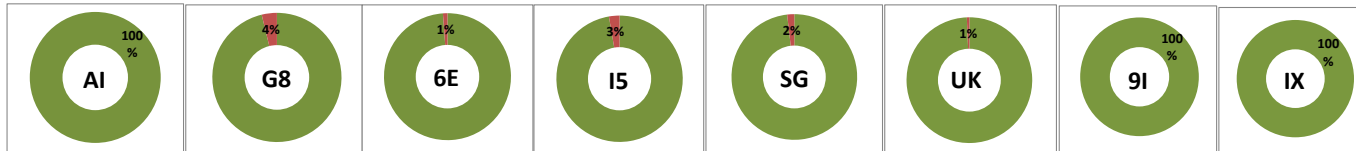


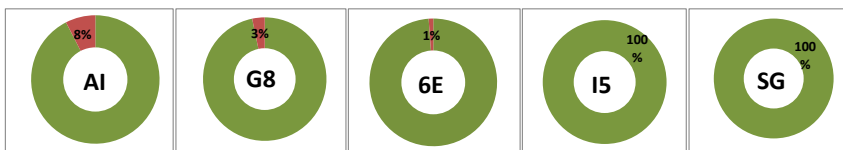
OCTOBER 2020 DEPARTURES (0300 - 0900)

AIRLINES	TOTAL DEPARTURES	FLIGHTS ON TIME (STD + 15 min)	FLIGHTS DELAYED (STD + MORE THAN 15 Min)	% ON TIME	% DELAYED	NUMBER OF FLIGHTS DELAYED DUE TO										TOTAL DEPARTURE DELAY
						AIRLINES					AIRPORT		WEATHER		ATC	
						PASSENGER & BAGGAGE HANDLING (IATA CODES 11-18)	AIRCRAFT & RAMP HANDLING (IATA CODES 31-39)	TECHNICAL, AUTOMATED EQUIPMENT FAILURE (IATA CODES 41-48)	OPERATIONS, CREW (IATA CODES 61-69)	REACTIONARY REASONS (IATA CODES 91-96)	AIRPORT FACILITIES (IATA CODES 87,89)	IMMIGRATION, CUSTOMS, HEALTH (IATA CODE 86)	DESTINATION AIRPORT BELOW MINIMA (IATA CODE 72)	DEPARTURE AERODROME BELOW MINIMA (IATA CODE 71)	ATFM (IATA CODES 81-84)	
AI	81	81	0	100%	0%	0.00	0.00	0.00	0.00	0.00	0.00	0.00	0.00	0.00	0.00	0
G8	211	203	8	96%	4%	1.00	0.00	0.00	0.00	5.00	1.00	0.00	0.00	0.00	1.00	8
6E	437	432	5	99%	1%	0.00	0.00	0.00	0.00	0.00	1.00	0.00	0.00	0.00	4.00	5
I5	74	72	2	97%	3%	0.00	0.00	0.00	0.00	2.00	0.00	0.00	0.00	0.00	0.00	2
SG	164	161	3	98%	2%	0.00	0.00	1.00	2.00	0.00	0.00	0.00	0.00	0.00	0.00	3
UK	154	153	1	99%	1%	0.00	0.00	0.00	1.00	0.00	0.00	0.00	0.00	0.00	0.00	1
9I	18	18	0	100%	0%	0.00	0.00	0.00	0.00	0.00	0.00	0.00	0.00	0.00	0.00	0
IX	3	3	0	100%	0%	0.00	0.00	0.00	0.00	0.00	0.00	0.00	0.00	0.00	0.00	0
ZT	0	0	0	0%	0%	0.00	0.00	0.00	0.00	0.00	0.00	0.00	0.00	0.00	0.00	0
OG	0	0	0	0%	0%	0.00	0.00	0.00	0.00	0.00	0.00	0.00	0.00	0.00	0.00	0
	1142	1123	19	98%	2%											



OCTOBER 2020 ARRIVALS (0300 - 0900)

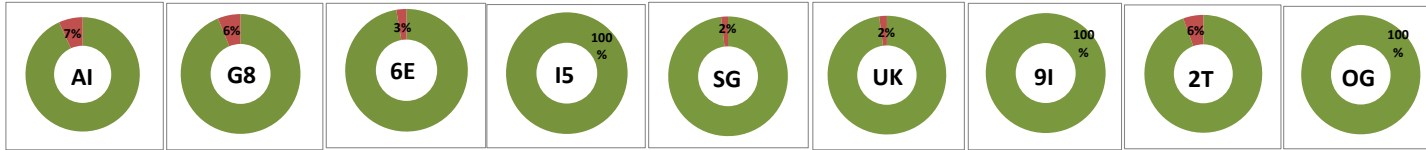
AIRLINES	TOTAL ARRIVALS	FLIGHTS ON TIME (STA + 15 min)	FLIGHTS DELAYED (STA + MORE THAN 15 Min)	% ON TIME	% DELAYED	NUMBER OF FLIGHTS DELAYED DUE TO										TOTAL ARRIVAL DELAY
						AIRLINES					AIRPORT		WEATHER		ATC	
						PASSENGER & BAGGAGE HANDLING (IATA CODES 11-18)	AIRCRAFT & RAMP HANDLING (IATA CODES 31-39)	TECHNICAL, AUTOMATED EQUIPMENT FAILURE (IATA CODES 41-48)	OPERATIONS, CREW (IATA CODES 61-69)	REACTIONARY REASONS (IATA CODES 91-96)	AIRPORT FACILITIES (IATA CODES 87,89)	AIRPORT SECURITY (IATA CODE 85)	DESTINATION AIRPORT BELOW MINIMA (IATA CODE 72)	DEPARTURE AERODROME BELOW MINIMA (IATA CODE 71)	ATFM (IATA CODES 81-84)	
AI	53	49	4	92%	8%	-	-	-	-	-	-	-	-	-	-	-
G8	61	59	2	97%	3%	-	-	-	-	-	-	-	-	-	-	-
6E	172	170	2	99%	1%	-	-	-	-	-	-	-	-	-	-	-
I5	32	32	0	100%	0%	-	-	-	-	-	-	-	-	-	-	-
SG	7	7	0	100%	0%	-	-	-	-	-	-	-	-	-	-	-
UK	0	0	0	0%	0%	-	-	-	-	-	-	-	-	-	-	-
9I	0	0	0	0%	0%	-	-	-	-	-	-	-	-	-	-	-
IX	0	0	0	0%	0%	-	-	-	-	-	-	-	-	-	-	-
ZT	0	0	0	0%	0%	-	-	-	-	-	-	-	-	-	-	-
OG	0	0	0	0%	0%	-	-	-	-	-	-	-	-	-	-	-
	325	317	8	98%	2%											



Delay Percentage

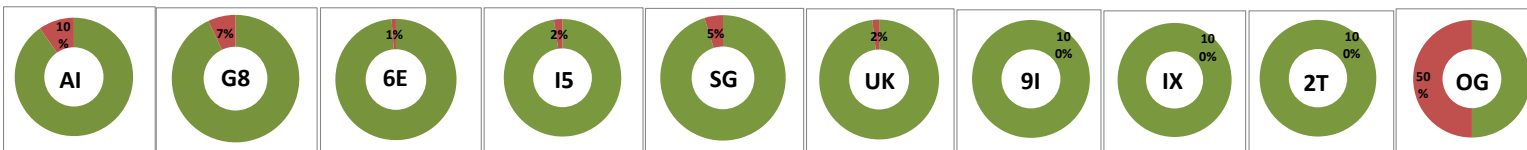
OCTOBER 2020 DEPARTURES (0900 - 1500)

AIRLINES	TOTAL DEPARTURES	FLIGHTS ON TIME (STD + 15 min)	FLIGHTS DELAYED (STD + MORE THAN 15 Min)	% ON TIME	% DELAYED	NUMBER OF FLIGHTS DELAYED DUE TO										TOTAL DEPARTURE DELAY
						AIRLINES					AIRPORT		WEATHER		ATC	
						PASSENGER & BAGGAGE HANDLING (IATA CODES 11-18)	AIRCRAFT & RAMP HANDLING (IATA CODES 31-39)	TECHNICAL, AUTOMATED EQUIPMENT FAILURE (IATA CODES 41-48)	OPERATIONS, CREW (IATA CODES 61-69)	REACTIONARY REASONS (IATA CODES 91-96)	AIRPORT FACILITIES (IATA CODES 87,89)	IMMIGRATION, CUSTOMS, HEALTH (IATA CODE 86)	DESTINATION AIRPORT BELOW MINIMA (IATA CODE 72)	DEPARTURE AERODROME BELOW MINIMA (IATA CODE 71)	ATFM (IATA CODES 81-84)	
AI	192	179	13	93%	7%	1.00	0.00	4.00	2.00	5.00	0.00	0.00	0.00	0.00	1.00	13
G8	81	76	5	94%	6%	0.00	0.00	0.00	2.00	2.00	0.00	0.00	0.00	0.00	1.00	5
6E	672	654	18	97%	3%	1.00	1.00	1.00	3.00	3.00	4.00	0.00	0.00	0.00	5.00	18
IS	47	47	0	100%	0%	0.00	0.00	0.00	0.00	0.00	0.00	0.00	0.00	0.00	0.00	0
SG	322	316	6	98%	2%	0.00	2.00	1.00	0.00	0.00	3.00	0.00	0.00	0.00	0.00	6
UK	143	140	3	98%	2%	0.00	0.00	0.00	0.00	2.00	1.00	0.00	0.00	0.00	0.00	3
9I	16	16	0	100%	0%	0.00	0.00	0.00	0.00	0.00	0.00	0.00	0.00	0.00	0.00	0
IX	0	0	0	0%	0%	0.00	0.00	0.00	0.00	0.00	0.00	0.00	0.00	0.00	0.00	0
2T	18	17	1	94%	6%	0.00	0.00	0.00	0.00	1.00	0.00	0.00	0.00	0.00	1	
OG	4	4	0	100%	0%	0.00	0.00	0.00	0.00	0.00	0.00	0.00	0.00	0.00	0	
	1495	1449	46	97%	3%											



OCTOBER 2020 ARRIVALS (0900 - 1500)

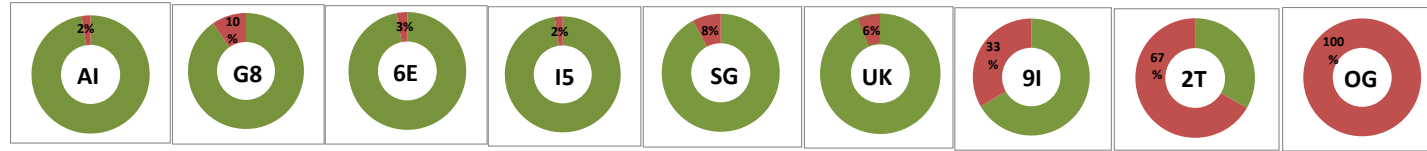
AIRLINES	TOTAL ARRIVALS	FLIGHTS ON TIME (STA + 15 min)	FLIGHTS DELAYED (STA + MORE THAN 15 Min)	% ON TIME	% DELAYED	NUMBER OF FLIGHTS DELAYED DUE TO										TOTAL ARRIVAL DELAY
						AIRLINES					AIRPORT		WEATHER		ATC	
						PASSENGER & BAGGAGE HANDLING (IATA CODES 11-18)	AIRCRAFT & RAMP HANDLING (IATA CODES 31-39)	TECHNICAL, AUTOMATED EQUIPMENT FAILURE (IATA CODES 41-48)	OPERATIONS, CREW (IATA CODES 61-69)	REACTIONARY REASONS (IATA CODES 91-96)	AIRPORT FACILITIES (IATA CODES 87,89)	AIRPORT SECURITY (IATA CODE 85)	DESTINATION AIRPORT BELOW MINIMA (IATA CODE 72)	DEPARTURE AERODROME BELOW MINIMA (IATA CODE 71)	ATFM (IATA CODES 81-84)	
AI	113	102	11	90%	10%	-	-	-	-	-	-	-	-	-	-	
G8	157	146	11	93%	7%	-	-	-	-	-	-	-	-	-	-	
6E	684	676	8	99%	1%	-	-	-	-	-	-	-	-	-	-	
IS	85	83	2	98%	2%	-	-	-	-	-	-	-	-	-	-	
SG	313	298	15	95%	5%	-	-	-	-	-	-	-	-	-	-	
UK	220	216	4	98%	2%	-	-	-	-	-	-	-	-	-	-	
9I	6	6	0	100%	0%	-	-	-	-	-	-	-	-	-	-	
IX	3	3	0	100%	0%	-	-	-	-	-	-	-	-	-	-	
2T	18	18	0	100%	0%	-	-	-	-	-	-	-	-	-	-	
OG	8	4	4	50%	50%	-	-	-	-	-	-	-	-	-	-	
	1607	1552	55	97%	3%											



Delay Percentage

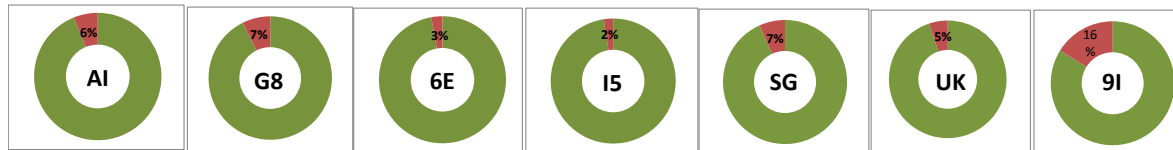
OCTOBER 2020 DEPARTURES (1500 - 2300)

AIRLINES	TOTAL DEPARTURES	FLIGHTS ON TIME (STD + 15 min)	FLIGHTS DELAYED (STD + MORE THAN 15 Min)	% ON TIME	% DELAYED	NUMBER OF FLIGHTS DELAYED DUE TO										TOTAL DEPARTURE DELAY
						AIRLINES					AIRPORT		WEATHER		ATC	
						PASSENGER & BAGGAGE HANDLING (IATA CODES 11-18)	AIRCRAFT & RAMP HANDLING (IATA CODES 31-39)	TECHNICAL, AUTOMATED EQUIPMENT FAILURE (IATA CODES 41-48)	OPERATIONS, CREW (IATA CODES 61-69)	REACTIONARY REASONS (IATA CODES 91-96)	AIRPORT FACILITIES (IATA CODES 87,89)	IMMIGRATION, CUSTOMS, HEALTH (IATA CODE 86)	DESTINATION AIRPORT BELOW MINIMA (IATA CODE 72)	DEPARTURE AERODROME BELOW MINIMA (IATA CODE 71)	ATFM (IATA CODES 81-84)	
AI	123	120	3	98%	2%	0.00	1.00	0.00	1.00	1.00	0.00	0.00	0.00	0.00	0.00	3
G8	217	196	21	90%	10%	0.00	0.00	0.00	8.00	9.00	0.00	0.00	0.00	0.00	4.00	21
6E	630	611	19	97%	3%	2.00	1.00	1.00	1.00	5.00	2.00	0.00	1.00	0.00	6.00	19
IS	90	88	2	98%	2%	0.00	0.00	0.00	0.00	2.00	0.00	0.00	0.00	0.00	0.00	2
SG	205	189	16	92%	8%	0.00	0.00	3.00	1.00	11.00	0.00	1.00	0.00	0.00	16	
UK	175	164	11	94%	6%	0.00	0.00	0.00	4.00	5.00	0.00	0.00	0.00	2.00	11	
9I	3	2	1	67%	33%	0.00	0.00	0.00	1.00	0.00	0.00	0.00	0.00	0.00	1	
IX	0	0	0	0%	0%	0.00	0.00	0.00	0.00	0.00	0.00	0.00	0.00	0.00	0	
2T	3	1	2	33%	67%	0.00	0.00	0.00	0.00	2.00	0.00	0.00	0.00	0.00	2	
OG	4	0	4	0%	100%	0.00	0.00	0.00	0.00	4.00	0.00	0.00	0.00	0.00	4	
	1450	1371	79	95%	5%											



OCTOBER 2020 ARRIVALS (1500 - 2300)

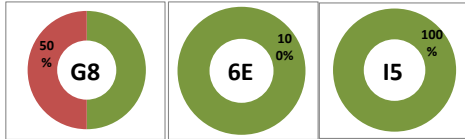
AIRLINES	TOTAL ARRIVALS	FLIGHTS ON TIME (STA + 15 min)	FLIGHTS DELAYED (STA + MORE THAN 15 Min)	% ON TIME	% DELAYED	NUMBER OF FLIGHTS DELAYED DUE TO										TOTAL ARRIVAL DELAY
						AIRLINES					AIRPORT		WEATHER		ATC	
						PASSENGER & BAGGAGE HANDLING (IATA CODES 11-18)	AIRCRAFT & RAMP HANDLING (IATA CODES 31-39)	TECHNICAL, AUTOMATED EQUIPMENT FAILURE (IATA CODES 41-48)	OPERATIONS, CREW (IATA CODES 61-69)	REACTIONARY REASONS (IATA CODES 91-96)	AIRPORT FACILITIES (IATA CODES 87,89)	AIRPORT SECURITY (IATA CODE 85)	DESTINATION AIRPORT BELOW MINIMA (IATA CODE 72)	DEPARTURE AERODROME BELOW MINIMA (IATA CODE 71)	ATFM (IATA CODES 81-84)	
AI	228	214	14	94%	6%	-	-	-	-	-	-	-	-	-	-	
G8	272	252	20	93%	7%	-	-	-	-	-	-	-	-	-	-	
6E	845	821	24	97%	3%	-	-	-	-	-	-	-	-	-	-	
IS	125	122	3	98%	2%	-	-	-	-	-	-	-	-	-	-	
SG	324	302	22	93%	7%	-	-	-	-	-	-	-	-	-	-	
UK	253	240	13	95%	5%	-	-	-	-	-	-	-	-	-	-	
9I	31	26	5	84%	16%	-	-	-	-	-	-	-	-	-	-	
IX	0	0	0	0%	0%	-	-	-	-	-	-	-	-	-	-	
2T	3	3	0	100%	0%	-	-	-	-	-	-	-	-	-	-	
OG	0	0	0	0%	0%	-	-	-	-	-	-	-	-	-	-	
	2081	1980	101	95%	5%											



Delay Percentage

OCTOBER 2020 DEPARTURES (2300 - 0300)

AIRLINES	TOTAL DEPARTURES	FLIGHTS ON TIME (STD + 15 min)	FLIGHTS DELAYED (STD + MORE THAN 15 Min)	% ON TIME	% DELAYED	NUMBER OF FLIGHTS DELAYED DUE TO										TOTAL DEPARTURE DELAY
						AIRLINES					AIRPORT		WEATHER		ATC	
						PASSENGER & BAGGAGE HANDLING (IATA CODES 11-18)	AIRCRAFT & RAMP HANDLING (IATA CODES 31-39)	TECHNICAL, AUTOMATED EQUIPMENT FAILURE (IATA CODES 41-48)	OPERATIONS, CREW (IATA CODES 61-69)	REACTIONARY REASONS (IATA CODES 91-96)	AIRPORT FACILITIES (IATA CODES 87,89)	IMMIGRATION, CUSTOMS, HEALTH (IATA CODE 86)	DESTINATION AIRPORT BELOW MINIMA (IATA CODE 72)	DEPARTURE AERODROME BELOW MINIMA (IATA CODE 71)	ATFM (IATA CODES 81-84)	
AI	0	0	0	0%	0%	0	0	0	0	0	0	0	0	0	0	0
G8	2	1	1	50%	50%	0	0	0	0	1	0	0	0	0	0	0
6E	1	1	0	100%	0%	0	0	0	0	0	0	0	0	0	0	0
I5	31	31	0	100%	0%	0	0	0	0	0	0	0	0	0	0	0
SG	0	0	0	0%	0%	0	0	0	0	0	0	0	0	0	0	0
UK	0	0	0	0%	0%	0	0	0	0	0	0	0	0	0	0	0
9I	0	0	0	0%	0%	0	0	0	0	0	0	0	0	0	0	0
IX	0	0	0	0%	0%	0	0	0	0	0	0	0	0	0	0	0
ZT	0	0	0	0%	0%	0	0	0	0	0	0	0	0	0	0	0
OG	0	0	0	0%	0%	0	0	0	0	0	0	0	0	0	0	0
TOTAL	34	33	1	97%	0%											



OCTOBER 2020 ARRIVALS (2300 - 0300)

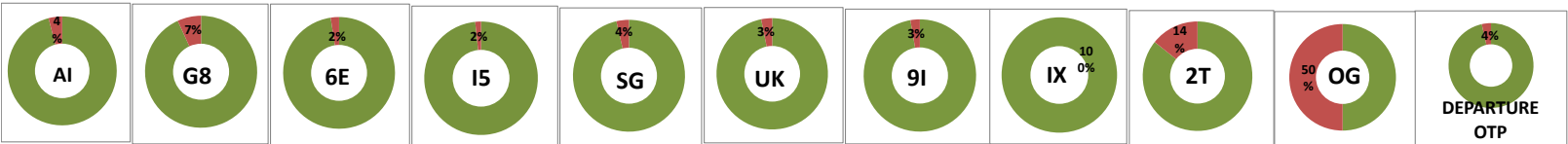
AIRLINES	TOTAL ARRIVALS	FLIGHTS ON TIME (STA + 15 min)	FLIGHTS DELAYED (STA + MORE THAN 15 Min)	% ON TIME	% DELAYED	NUMBER OF FLIGHTS DELAYED DUE TO										TOTAL ARRIVAL DELAY
						AIRLINES					AIRPORT		WEATHER		ATC	
						PASSENGER & BAGGAGE HANDLING (IATA CODES 11-18)	AIRCRAFT & RAMP HANDLING (IATA CODES 31-39)	TECHNICAL, AUTOMATED EQUIPMENT FAILURE (IATA CODES 41-48)	OPERATIONS, CREW (IATA CODES 61-69)	REACTIONARY REASONS (IATA CODES 91-96)	AIRPORT FACILITIES (IATA CODES 87,89)	AIRPORT SECURITY (IATA CODE 85)	DESTINATION AIRPORT BELOW MINIMA (IATA CODE 72)	DEPARTURE AERODROME BELOW MINIMA (IATA CODE 71)	ATFM (IATA CODES 81-84)	
AI	1	1	0	100%	0%	-	-	-	-	-	-	-	-	-	-	-
G8	33	28	5	85%	15%	-	-	-	-	-	-	-	-	-	-	-
6E	36	36	0	100%	0%	-	-	-	-	-	-	-	-	-	-	-
I5	0	0	0	0%	0%	-	-	-	-	-	-	-	-	-	-	-
SG	47	41	6	87%	13%	-	-	-	-	-	-	-	-	-	-	-
UK	0	0	0	0%	0%	-	-	-	-	-	-	-	-	-	-	-
9I	0	0	0	0%	0%	-	-	-	-	-	-	-	-	-	-	-
IX	0	0	0	0%	0%	-	-	-	-	-	-	-	-	-	-	-
ZT	0	0	0	0%	0%	-	-	-	-	-	-	-	-	-	-	-
OG	0	0	0	0%	0%	-	-	-	-	-	-	-	-	-	-	-
TOTAL	117	106	11	91%	9%											



Delay Percentage

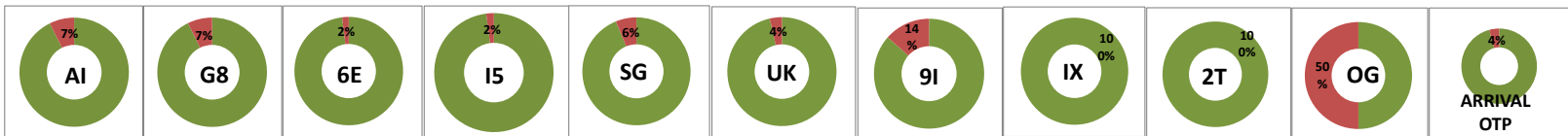
OCTOBER 2020 DEPARTURES

AIRLINES	TOTAL DEPARTURES	FLIGHTS ON TIME (STD + 15 min)	FLIGHTS DELAYED (STD + MORE THAN 15 Min)	% ON TIME	% DELAYED	NUMBER OF FLIGHTS DELAYED DUE TO										TOTAL DEPARTURE DELAY
						AIRLINES					AIRPORT		WEATHER		ATC	
						PASSENGER & BAGGAGE HANDLING (IATA CODES 11-18)	AIRCRAFT & RAMP HANDLING (IATA CODES 31-39)	TECHNICAL, AUTOMATED EQUIPMENT FAILURE (IATA CODES 41-48)	OPERATIONS, CREW (IATA CODES 61-69)	REACTIONARY REASONS (IATA CODES 91-96)	AIRPORT FACILITIES (IATA CODES 87,89)	IMMIGRATION, CUSTOMS, HEALTH (IATA CODE 86)	DESTINATION AIRPORT BELOW MINIMA (IATA CODE 72)	DEPARTURE AERODROME BELOW MINIMA (IATA CODE 71)	ATFM (IATA CODES 81-84)	
AI	396	380	16	96%	4%	1.00	1.00	4.00	3.00	6.00	0.00	0.00	0.00	0.00	1.00	16
G8	511	476	35	93%	7%	1.00	0.00	0.00	10.00	17.00	1.00	0.00	0.00	0.00	6.00	35
6E	1740	1698	42	98%	2%	3.00	2.00	2.00	4.00	8.00	7.00	0.00	1.00	0.00	15.00	42
IS	242	238	4	98%	2%	0.00	0.00	0.00	0.00	4.00	0.00	0.00	0.00	0.00	0.00	4
SG	691	666	25	96%	4%	0.00	2.00	5.00	3.00	11.00	3.00	1.00	0.00	0.00	0.00	25
UK	472	457	15	97%	3%	0.00	0.00	0.00	5.00	7.00	1.00	0.00	0.00	0.00	2.00	15
9I	37	36	1	97%	3%	0.00	0.00	0.00	1.00	0.00	0.00	0.00	0.00	0.00	1	
IX	3	3	0	100%	0%	0.00	0.00	0.00	0.00	0.00	0.00	0.00	0.00	0.00	0	
2T	21	18	3	86%	14%	0.00	0.00	0.00	0.00	3.00	0.00	0.00	0.00	0.00	3	
OG	8	4	4	50%	50%	0.00	0.00	0.00	0.00	4.00	0.00	0.00	0.00	0.00	4	
	4121	3976	145	96%	4%											



OCTOBER 2020 ARRIVALS

AIRLINES	TOTAL ARRIVALS	FLIGHTS ON TIME (STA + 15 min)	FLIGHTS DELAYED (STA + MORE THAN 15 Min)	% ON TIME	% DELAYED	NUMBER OF FLIGHTS DELAYED DUE TO										TOTAL ARRIVAL DELAY
						AIRLINES					AIRPORT		WEATHER		ATC	
						PASSENGER & BAGGAGE HANDLING (IATA CODES 11-18)	AIRCRAFT & RAMP HANDLING (IATA CODES 31-39)	TECHNICAL, AUTOMATED EQUIPMENT FAILURE (IATA CODES 41-48)	OPERATIONS, CREW (IATA CODES 61-69)	REACTIONARY REASONS (IATA CODES 91-96)	AIRPORT FACILITIES (IATA CODES 87,89)	IMMIGRATION, CUSTOMS, HEALTH (IATA CODE 86)	DESTINATION AIRPORT BELOW MINIMA (IATA CODE 72)	DEPARTURE AERODROME BELOW MINIMA (IATA CODE 71)	ATFM (IATA CODES 81-84)	
AI	395	366	29	93%	7%	-	-	-	-	-	-	-	-	-	-	
G8	523	485	38	93%	7%	-	-	-	-	-	-	-	-	-	-	
6E	1737	1703	34	98%	2%	-	-	-	-	-	-	-	-	-	-	
IS	242	237	5	98%	2%	-	-	-	-	-	-	-	-	-	-	
SG	691	648	43	94%	6%	-	-	-	-	-	-	-	-	-	-	
UK	473	456	17	96%	4%	-	-	-	-	-	-	-	-	-	-	
9I	37	32	5	86%	14%	-	-	-	-	-	-	-	-	-	-	
IX	3	3	0	100%	0%	-	-	-	-	-	-	-	-	-	-	
2T	21	21	0	100%	0%	-	-	-	-	-	-	-	-	-	-	
OG	8	4	4	50%	50%	-	-	-	-	-	-	-	-	-	-	
	4130	3955	175	96%	4%											



Delay Percentage